



JetSpray®

Thermal Spray-On Insulation System

JetSpray® Thermal Insulation is a high-performance, spray-on insulation system with an adhesive added. Knauf Insulation's stabilized fiber technology allows the JetSpray spray-on insulation system to be applied in a net-less, side wall application—creating a custom insulation solution for every project.



Performance dashboard

Features & functionality

Easy installation – quickly and consistently applied with no gaps or voids

Thermal efficiency – delivers maximum of R-15 in a 2 x 4 cavity and R-23 in a 2 x 6 cavity

Acoustical benefits – improves Sound Transmission Class (STC) ratings by 4-10 points

Visit Knauf for more product information

[JetSpray® Thermal Spray-On Insulation System](#)

Environment & materials

Improved by:

Utilization of recycled glass

Optimized compression packaging

Certification & rating systems:

Declare, Red List Free

UL GREENGUARD Gold certified

UL Validated recycled content

UL Validated formaldehyde-free

Audited, European Certification Board for Mineral Wool Products exoneration process

ASTM C1014

MasterFormat® 07 21 26

JetSpray Thermal Spray-On Insulation System Guide Spec, Technical Data Sheet

For spec help, [contact us](#) or call 317 421 8727

[See LCA, interpretation & rating systems](#)

[See materials, interpretation & rating systems](#)



SM Transparency Report (EPD)™ + Material Health Overview™

EPD LCA

3rd party verified Transparency Report (EPD)

3rd party verified

MATERIAL HEALTH Material evaluation

Self-declared

Validity: 12/12/23 – 12/12/28
KNA – 12122023 – 002

This environmental product declaration (EPD) was externally verified by **Harmony Environmental, LLC**, according to **ISO 21930:2017; UL Part A; UL Part B for Building Envelope Thermal Insulation Products; and ISO 14025:2006.**

Harmony Environmental, LLC
16362 W. Briarwood Ct.
Olathe, KS 66062
www.harmonyenviro.com
(913) 780-3328



SUMMARY

Reference PCR

UL Part B: Building Envelope Thermal Insulation v2.0

Regions; system boundaries

North America; Cradle-to-grave

Functional unit / ESL:

1 m² installed insulation material, packaging included, with thickness that gives average thermal resistance of R_{SI} = 1m²·K/W over an estimated service life (ESL) of 75 years

LCIA methodology:

TRACI 2.1

LCA software; LCI database

LCA for Experts v10.7; LCA for Experts 2023

In accordance with ISO 14044 and the reference PCR, this life cycle assessment was conducted by Sustainable Minds and verified by Harmony Environmental, LLC.

Public LCA:

Knauf Insulation North America and Manson Insulation Products

Knauf Insulation, Inc.
One Knauf Drive
Shelbyville, IN 46176
www.knaufinsulation.us
317 398 4434

Contact us

LCA results & interpretation

JetSpray™ Thermal Spray-On Insulation System

Albion, MI

EPD additional content

Material health

Scope and summary

- Cradle to gate Cradle to gate with options Cradle to grave

Application

At the installation site, the spray-on insulation system is installed using a blowing wool machine and water pump, used to activate the powdered adhesive. It is sprayed onto exterior and interior cavity walls for thermal and acoustical performance.

Functional unit

One square meter of installed insulation material, packaging included, with a thickness that gives an average thermal resistance of $R_{si} = 1m^2 \cdot K/W$ with a building service life of 75 years.

Reference service life: 75 years when installed per manufacturer's instructions
Reference flow: 0.872 kg of product, at a thickness of 0.0357 m to achieve the functional unit. (ASTM C518)

Manufacturing data

Reporting period: January 2022 – December 2022
Location: Albion, MI

Default installation, packaging, and disposal scenarios

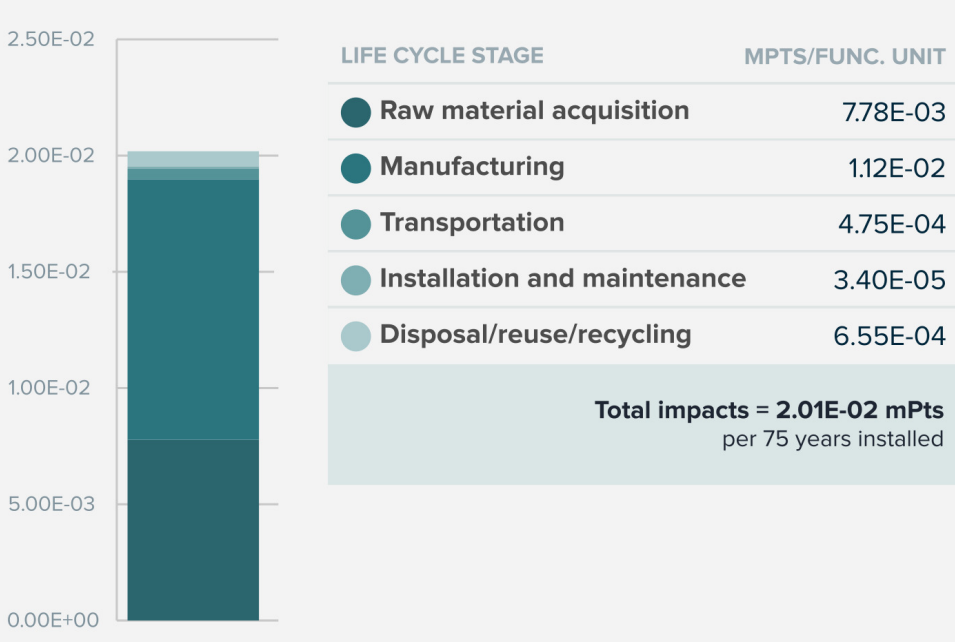
At the installation site, insulation products are unpackaged and installed. For loose fill products, an insulation blower or sprayer is typically used to install the product. The potential impact of the blower/sprayer is assumed to be negligible since its use is spread out over hundreds of bags of product; therefore, it was not included in the model.

No material is assumed to be lost or wasted. Scraps are typically used to fill corners or crevices. Plastic packaging waste is disposed (9% to recycling, 68% to landfill, and 17% to incineration), and no maintenance or replacement is required over the life of the building. After removal, the insulation is assumed to be landfilled. Insulation and packaging waste are assumed to be transported 100 miles for disposal.

Material composition greater than 1% by weight

PART	MATERIAL	%WT.
Batch	Cullet	60-70%
Batch	Borates	10-15%
Batch	Soda ash	5-8%
Batch	Feldspar	5-8%
Batch	Limestone	1-2%
Batch	Oxides	<1%
Additives	Oils	<1%
Additives	Others	2-5%
Packaging	Plastic	1-2%

Total impacts by life cycle stages [mPts/per func unit]



LCA results

LIFE CYCLE STAGE	RAW MATERIAL ACQUISITION	MANUFACTURING	TRANSPORTATION	INSTALLATION AND MAINTENANCE	DISPOSAL/ REUSE/ RECYCLING
	(X) A1 Raw materials	(X) A3 Manufacturing	(X) A4 Distribution	(X) A5 Installation	(X) C1 Deconstruction
	(X) A2 Transportation			(X) B1 Use	(X) C2 Transportation
				(X) B2 Maintenance	(X) C3 Waste processing
				(X) B3 Repair	(X) C4 Disposal
				(X) B4 Replacement	
				(X) B5 Refurbishment	
				(X) B6 Operational energy use	
				(X) B7 Operational water use	

Information modules:
Included (X) | Excluded (MND)*

*Module D is also excluded from this system boundary (MND).

SM Single Score [Learn about SM Single Score results](#)

Impacts per 1 square meter of insulation material	7.78E-03 mPts	1.12E-02 mPts	4.75E-04 mPts	3.40E-05 mPts	6.55E-04 mPts
Materials or processes contributing >20% to total impacts in each life cycle stage	Batch material production.	Energy required to melt the glass and produce the glass fibers.	Truck and rail transportation used to transport product to building site.	Transportation to landfill and landfilling of packaging materials.	Transportation to landfill and landfilling of product at end of life.

TRACI v2.1 results per functional unit (JetSpray™ - Albion, MI)

LIFE CYCLE STAGE	RAW MATERIAL ACQUISITION	MANUFACTURING	TRANSPORTATION	INSTALLATION AND MAINTENANCE	DISPOSAL/ REUSE/ RECYCLING	
Ecological damage						
Impact category	Unit					
Global warming	kg CO ₂ eq	3.47E-01	1.32E+00	2.56E-02	6.62E-03	3.17E-02
Ozone depletion	kg CFC-11 eq	5.93E-11	1.47E-13	5.72E-17	6.61E-17	9.14E-16
Acidification	kg SO ₂ eq	4.84E-03	1.98E-03	1.31E-04	3.93E-06	1.33E-04
Eutrophication	kg N eq	1.50E-04	5.40E-04	1.13E-05	1.83E-06	8.17E-06
Human health damage						
Impact category	Unit					
Smog	kg O ₃ eq	1.59E-02	3.47E-02	4.51E-03	5.13E-05	2.60E-03
Respiratory effects	kg PM _{2.5} eq	1.14E-04	1.12E-04	6.42E-06	1.95E-07	8.97E-06
Additional environmental information						
Impact category	Unit					
Carcinogenics	CTU _n	4.7%	91.7%	0.3%	0.1%	3.2%
Non-carcinogenics	CTU _n	10.7%	80.5%	0.5%	0.2%	8.0%
Ecotoxicity	CTU _e	6.2%	91.5%	1.1%	0.1%	1.2%
Fossil fuel depletion	MJ surplus	4.16E-01	1.95E+00	4.80E-02	1.60E-03	6.20E-02

References

LCA Background Report

Knauf Insulation North America and Manson Insulation Products LCA Background Report (public version), Knauf Insulation North America (KINA) 2023; developed using the TRACI v2.1 and CML impact assessment methodologies, and LCA for Experts modeling software.

ISO 14025, "Sustainability in buildings and civil engineering works – Core rules for environmental product declarations of construction products and services"

ISO 21930:2017 serves as the core PCR along with UL Part A.

UL Part A: Life Cycle Assessment Calculation Rules and Report Requirements v4.0

March, 2022. PCR review conducted by Lindita Bushi, PhD, Chair (Athena Sustainable Materials Institute), lindita.bushi@athenasmi.org; Hugues Imbeault-Tétreault (Group AGECO); and Jack Geibig (Ecoform).

UL Part B: Building Envelope Thermal Insulation EPD Requirements, v2.0

April, 2018. PCR review conducted by Thomas Gloria, PhD, Chair (Industrial Ecology Consultants) t.gloria@industrial-ecology.com; Christoph Koffler, PhD (thinkstep); Andre Desjarlais (Oak Ridge National Laboratory).

UL Environment General Program Instructions v2.4, July 2018 (available upon request)

Download PDF SM Transparency Report / EPD

SM Transparency Reports (TR) are ISO 14025 Type III environmental declarations (EPD) that enable purchasers and users to compare the potential environmental performance of products on a life cycle basis. Environmental declarations from different programs (ISO 14025) may not be comparable. Comparison of the environmental performance of products using EPD information shall be based on the product's use and impacts at the building level, and therefore EPDs may not be used for comparability purposes when not considering the building energy use phase as instructed under this PCR. Full conformance with the PCR for Building Envelope Thermal Insulation allows EPD comparability only when all stages of a life cycle have been considered. However, variations and deviations are possible. Example of variations: Different LCA software and background LCI datasets may lead to differences results for upstream or downstream of the life cycle stages declared.

Rating systems

The intent is to reward project teams for selecting products from manufacturers who have verified improved life-cycle environmental performance.

LEED BD+C: New Construction | v4 - LEED v4

Building product disclosure and optimization

Environmental product declarations

Industry-wide (generic) EPD ½ product

Product-specific Type III EPD 1 product

LEED BD+C: New Construction | v4.1 - LEED v4.1

Building product disclosure and optimization

Environmental product declarations

Industry-wide (generic) EPD 1 product

Product-specific Type III EPD 1.5 product

Collaborative for High Performance Schools National Criteria

MW C5.1 – Environmental Product Declarations

Third-party certified type III EPD 2 point

Green Globes for New Construction and Sustainable Interiors

Materials and resources

NC 3.5.1.2 Path B: Prescriptive Path for Building Core and Shell

NC 3.5.2.2 and SI 4.1.2 Path B: Prescriptive Path for Interior Fit-outs

BREEAM New Construction 2018

Mat 02 - Environmental impacts from construction products

Environmental Product Declarations (EPD)

Industry-average EPD .5 point

Multi-product specific EPD .75 points

Product-specific EPD 1 point

SM Transparency Report (EPD)™ + Material Health Overview™

EPD LCA

3rd party verified Transparency Report (EPD)

3rd party verified

MATERIAL HEALTH Material evaluation

Self-declared

Validity: 12/12/23 – 12/12/28
KNA – 12122023 – 002

This environmental product declaration (EPD) was externally verified by Harmony Environmental, LLC, according to ISO 21930:2017; UL Part A; UL Part B for Building Envelope Thermal Insulation Products; and ISO 14025:2006. Harmony Environmental, LLC 16362 W. Briarwood Ct. Olathe, KS 66062 www.harmonyenviro.com (913) 780-3328



SUMMARY

Reference PCR
UL Part B: Building Envelope Thermal Insulation v2.0

Regions; system boundaries
North America; Cradle-to-grave

Functional unit / ESL:
1 m² installed insulation material, packaging included, with thickness that gives average thermal resistance of $R_{si} = 1m^2 \cdot K/W$ over an estimated service life (ESL) of 75 years

LCIA methodology: TRACI 2.1

LCA software; LCI database
LCA for Experts v10.7; LCA for Experts 2023

In accordance with ISO 14044 and the reference PCR, this life cycle assessment was conducted by Sustainable Minds and verified by Harmony Environmental, LLC.

Public LCA:
Knauf Insulation North America and Manson Insulation Products

Knauf Insulation, Inc.
One Knauf Drive
Shelbyville, IN 46176
www.knaufinsulation.us
317 398 4434

Contact us

EPD additional content

JetSpray™ Thermal Spray-On Insulation System

Albion, MI

EPD additional content

Material health

Data

Background This product-specific plant-specific declaration was created by collecting production data from the Albion, MI production location. Secondary data sources include those available in LCA for Experts 2023 databases.

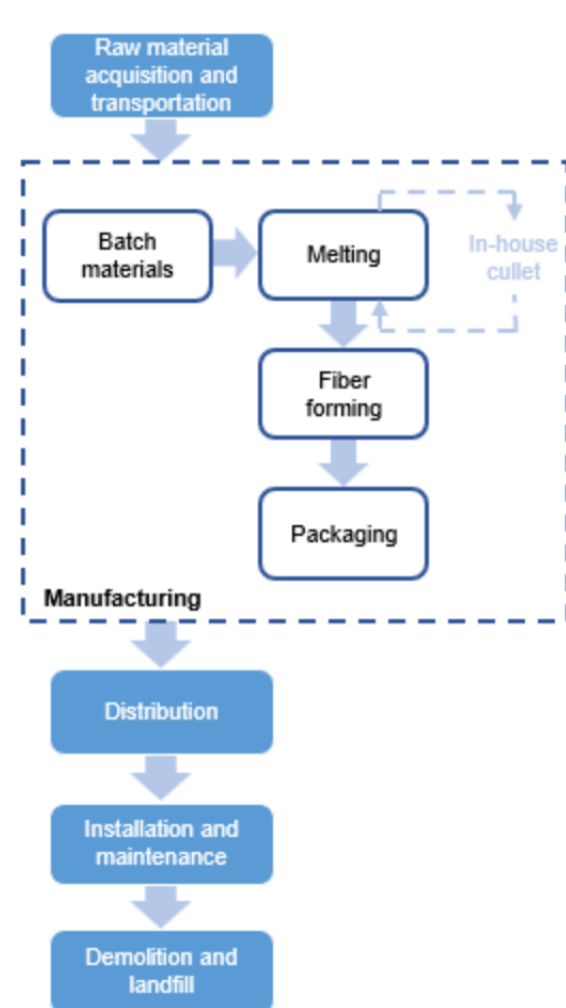
Allocation The PCR prescribes where and how allocation occurs. Since only facility-level data were available, allocation among the facilities' other co-products was necessary to determine the input and output flows associated with the product. Allocation of batch materials and energy was done on a product output mass basis, binder materials were allocated based on the mass calculated from the bill of materials and binder formulations, facers were allocated based on product area, and packaging was allocated based on mass per package of product. Allocation of transportation was based on either weight or volume, depending on which was found to restrict the amount of cargo; the limiting factor was used in allocating transportation.

Cut-off criteria for the inclusion of mass and energy flows are 1% of renewable primary resource (energy) usage, 1% nonrenewable primary resource (energy) usage, 1% of the total mass input of that unit process, and 1% of environmental impacts. The total of neglected input flows per module does not exceed 5% of energy usage, mass, and environmental impacts. The only exceptions to these criteria are substances with hazardous and toxic properties, which must be listed even when the given process unit is under the cut-off criterion of 1% of the total mass. No known flows are deliberately excluded from this declaration; therefore, these criteria have been met. Biogenic carbon is included in reported results.

Quality Temporal and technological representativeness are considered to be high. Geographical representativeness is considered to be high. All relevant process steps for the product system were considered and modeled. The process chain is considered sufficiently complete with regards to the goal and scope of this study. The product system was checked for mass balance and completeness of the inventory. Capital goods were excluded since they are assumed not to significantly affect the conclusions of the LCA. Otherwise, no data were knowingly omitted. For more information on data quality, see the LCA background report.

LCIA impact factors required by the PCR are global warming, ozone depletion, acidification, eutrophication, smog, and fossil fuel depletion; "These six impact categories are globally deemed mature enough to be included in Type III environmental declarations. Other categories are being developed and defined and LCA should continue making advances in their development. However, the EPD users shall not use additional measures for comparative purposes."

Flow diagram



Scenarios and additional technical information

PARAMETER	VALUE	UNIT
Transport to the building site [A4]		
Vehicle type	Truck and trailer	-
Fuel type	Diesel	-
Average distance from manufacturing to installation site	161	km
Capacity utilization	27	%
Gross density	30.4	kg/m ³
Capacity utilization volume factor	1	-
Installation into the building [A5]		
Mass of plastic packaging waste	0.0134	kg
Biogenic carbon content of packaging	0	kg CO ₂
End of life [C1-C4]		
Assumptions for scenario development	Following manual removal of the insulation, it was assumed to be transported 100 miles to disposal. The PCR prescribes that 100% of the insulation is sent to landfill, where no prior waste processing is required.	
Collection process	Collected with mixed construction waste	0.859 kg
Disposal	Product for final deposition in landfill	0.859 kg
Technical properties		
Dimensions/quantities delivered to installation site	JetSpray™ is sold in bags. One master bag contains 42 plastic bags, and each bag weighs 32 pounds.	
ASTM or ANSI product specification	ASTM C1014	
Corrosiveness	ASTM C665; Does not accelerate corrosion of steel	
Combustibility	ASTM E136; Non-combustible	
Mold growth	ASTM C1338; Pass	
Surface burning characteristics (flame spread/smoke developed)	ASTM E84; 25/50	

Major system boundary exclusions

- Capital goods and infrastructure; maintenance of operation and support equipment;
- Manufacture & transport of packaging materials not associated with final product;
- Human labor and employee transport;
- Building operational energy and water use not associated with final product.

Major assumptions and limitations

- Due to the nature of fiberglass insulation, it is anticipated that it will last for the lifetime of the building, so the reference service life (RSL) is considered to be the same as the building estimated service life (ESL) of 75 years.
- Generic data sets used for material inputs, transport, and waste processing are considered good quality, but actual impacts from material suppliers, transport carriers, and local waste processing may vary.
- The impact assessment methodology categories do not represent all possible environmental impact categories.
- Characterization factors used within the impact assessment methodology may contain varying levels of uncertainty.
- LCA results are relative expressions and do not predict impacts on category endpoints, the exceeding of thresholds, safety margins or risks.

JetSpray™ Thermal Spray-On Insulation produced in Albion, MI: LCIA results, resource use, output and waste flows, and carbon emissions & removals per functional unit

Parameter	Unit	A1-A3	A4	A5	B1-B7	C1	C2	C3	C4	Total
LCIA results										
Global warming	kg CO ₂ eq	1.66E+00	2.56E-02	6.62E-03	0	0	1.38E-02	0	1.79E-02	1.73E+00
Ozone depletion	kg CFC-11 eq	5.94E-11	5.72E-17	6.61E-17	0	0	3.08E-17	0	8.83E-16	5.94E-11
Acidification	kg SCO ₂ eq	6.81E-03	1.31E-04	3.93E-06	0	0	3.77E-05	0	9.53E-05	7.08E-03
Eutrophication	kg N eq	6.90E-04	1.13E-05	1.83E-06	0	0	4.00E-06	0	4.18E-06	7.11E-04
Smog	kg O ³ eq	5.06E-02	4.51E-03	5.13E-05	0	0	8.61E-04	0	1.74E-03	5.77E-02
Respiratory effects	kg PM2.5 eq	2.26E-04	6.42E-06	1.95E-07	0	0	1.62E-06	0	7.35E-06	2.41E-04
Additional environmental information										
Carcinogenics	CTUh	96.4%	0.3%	0.1%	0.0%	0.0%	0.2%	0.0%	3.1%	100%
Non-carcinogenics	CTUh	91.2%	0.5%	0.2%	0.0%	0.0%	0.3%	0.0%	7.7%	100%
Ecotoxicity	CTUe	97.7%	1.1%	0.1%	0.0%	0.0%	0.6%	0.0%	0.6%	100%
Fossil fuel depletion	MJ surplus	2.37E+00	4.80E-02	1.60E-03	0	0	2.59E-02	0	3.62E-02	2.48E+00
Resource use indicators										
Renewable primary energy used as energy carrier (fuel)	MJ, LHV	5.33E+00	1.41E-02	2.65E-03	0	0	7.60E-03	0	3.37E-02	5.38E+00
Renewable primary resources with energy content used as material	MJ, LHV	4.28E-08	-1.17E-12	6.22E-13	0	0	-6.29E-13	0	6.70E-12	4.28E-08
Non-renewable primary resources used as an energy carrier (fuel)	MJ, LHV	2.59E+01	3.63E-01	1.74E-02	0	0	1.95E-01	0	2.87E-01	2.67E+01
Non-renewable primary resources with energy content used as material	MJ, LHV	6.20E-08	1.45E-09	4.27E-11	0	0	7.78E-10	0	7.17E-10	6.50E-08
Secondary materials	kg	5.45E-01	0.00E+00	0.00E+00	0	0	0.00E+00	0	0.00E+00	5.45E-01
Renewable secondary fuels	MJ, LHV	0.00E+00	0.00E+00	0.00E+00	0	0	0.00E+00	0	0.00E+00	0.00E+00
Non-renewable secondary fuels	MJ, LHV	0.00E+00	0.00E+00	0.00E+00	0	0	0.00E+00	0	0.00E+00	0.00E+00
Recovered energy	MJ, LHV	0.00E+00	0.00E+00	0.00E+00	0	0	0.00E+00	0	0.00E+00	0.00E+00
Use of net fresh water resources	m ³	4.70E-01	4.91E-05	1.46E-05	0	0	2.64E-05	0	3.56E-05	4.70E-01
Abiotic depletion potential, fossil	MJ, LHV	2.25E+01	3.60E-01	1.48E-02	0	0	1.94E-01	0	2.78E-01	2.33E+01
Output flows and waste category indicators										
Hazardous waste disposed	kg	0.00E+00	0.00E+00	0.00E+00	0	0	0.00E+00	0	0.00E+00	0.00E+00
Non-hazardous waste disposed	kg	7.55E-03	0.00E+00	9.12E-03	0	0	0.00E+00	0	8.59E-01	8.75E-01
High-level radioactive waste	kg	1.18E-06	1.06E-09	1.10E-09	0	0	5.68E-10	0	3.55E-09	1.18E-06
Intermediate- and low-level radioactive waste, conditioned, to final repository	kg	1.20E-03	8.90E-07	9.25E-07	0	0	4.79E-07	0	3.18E-06	1.21E-03
Components for re-use	kg	0.00E+00	0.00E+00	0.00E+00	0	0	0.00E+00	0	0.00E+00	0.00E+00
Materials for recycling	kg	0.00E+00	0.00E+00	2.01E-03	0	0	0.00E+00	0	0.00E+00	2.01E-03
Materials for energy recovery	kg	0.00E+00	0.00E+00	0.00E+00	0	0	0.00E+00	0	0.00E+00	0.00E+00
Exported energy	MJ, LHV	0.00E+00	0.00E+00	0.00E+00	0	0	0.00E+00	0	0.00E+00	0.00E+00
Carbon emissions and removals										
Biogenic carbon removal from product	kg CO ₂	1.32E-01	0.00E+00	0.00E+00	0	0	0.00E+00	0	0.00E+00	1.32E-01
Biogenic carbon emission from product	kg CO ₂	1.42E-01	0.00E+00	0.00E+00	0	0	0.00E+00	0	1.48E-03	1.44E-01
Biogenic carbon removal from packaging	kg CO ₂	0.00E+00	0.00E+00	0.00E+00	0	0	0.00E+00	0	0.00E+00	0.00E+00
Biogenic carbon emission from packaging	kg CO ₂	0.00E+00	0.00E+00	0.00E+00	0	0	0.00E+00	0	0.00E+00	0.00E+00
Biogenic carbon emission from combustion of waste	kg CO ₂	0.00E+00	0.00E+00	0.00E+00	0	0	0.00E+00	0	0.00E+00	0.00E+00
Calcination carbon emissions	kg CO ₂	0.00E+00	0.00E+00	0.00E+00	0	0	0.00E+00	0	0.00E+00	0.00E+00
Carbonation carbon removals	kg CO ₂	0.00E+00	0.00E+00	0.00E+00	0	0	0.00E+00	0	0.00E+00	0.00E+00
Carbon emissions from combustion of waste from renewable sources used in production processes + Carbon emissions from combustion of waste from non renewable sources used in production processes	kg CO ₂	0.00E+00	0.00E+00	0.00E+00	0	0	0.00E+00	0	0.00E+00	0.00E+00

SM Transparency Report (EPD)™ + Material Health Overview™

EPD	LCIA
3rd party verified	✓
Transparency Report (EPD)	
3rd party verified	✓
MATERIAL HEALTH	Material evaluation
Self-declared	✓

This environmental product declaration (EPD) was externally verified by **Harmony Environmental, LLC**, according to **ISO 21930:2017; UL Part A; UL Part B for Building Envelope Thermal Insulation Products**; and **ISO 14025:2006. Harmony Environmental, LLC** 16362 W. Briarwood Ct. Olathe, KS 66062 www.harmonyenviro.com (913) 780-3328



SUMMARY
Reference PCR
UL Part B: Building Envelope Thermal Insulation v2.0
Regions; system boundaries
North America; Cradle-to-grave
Functional unit / ESL:
1 m² installed insulation material, packaging included, with thickness that gives average thermal resistance of R₃₁ = 1 m²·K/W over an estimated service life (ESL) of 75 years

LCIA methodology: TRACI 2.1
LCA software; LCI database
LCA for Experts v10.7; LCA for Experts 2023

In accordance with ISO 14044 and the reference PCR, this life cycle assessment was conducted by Sustainable Minds and verified by Harmony Environmental, LLC.

Public LCA:
Knauf Insulation North America and Manson Insulation Products

Knauf Insulation, Inc.
One Knauf Drive
Shelbyville, IN 46176
www.knaufinsulation.us
317 398 4434

Contact us

LCA & material health results & interpretation

JetSpray™ Thermal Spray-On Insulation System

Albion, MI

EPD additional content

Material health

Evaluation programs

Declare

Declare labels are issued to products disclosing ingredient inventory, sourcing and end of life options. Declare labels are based on the Manufacturers Guide to Declare, administered by the International Living Future Institute.

How it works

Material ingredients are inventoried and screened against the [Living Building Challenge](#) (LBC) Red List which represents the 'worst in class' materials, chemicals, and elements known to pose serious risks to human health and the greater ecosystem.

Assessment scope and results

Declare™

Inventory threshold: 100 ppm

Declare level:

The Declare product database and label are used to select products that meet the LBC's stringent materials requirements, streamlining the materials specification and certification process.

- LBC Red List Free [?]
- LBC Red List Approved [?]
- Declared [?]

Click the label to see the full declaration.

● JetSpray™ Thermal Spray-On Insulation System



What's in this product and why

Declare level

JetSpray™ contains no Red List chemicals. The Red List is a list of chemicals that are not allowed in Living Building Challenge buildings. Being Red List free is our design benchmark at Knauf.

Jet Spray is designed to be blown into walls and is stabilized using a small amount of bio-based adhesive. The product meets GreenGuard Gold criteria and is validated to be formaldehyde-free.

This product is designed to be blown into walls without netting. The ingredients include: approximately 98% virgin glass fiber, 2% bio-based adhesive for stability, and a small amount of food-grade anti-microbials to prevent the mold growth within the adhesive. This product works well in interiors, as it is virgin glass with a small amount of adhesive.

What's in the product and why

This product is formaldehyde-free and Red List free by design. Food grade anti-microbials were selected to guard the bio-based adhesive against mold growth.

Where it goes at the end of its life

At this time, the product is landfilled at end of life. We take extended producer responsibility very seriously and have active programs to address end of life. There is no option other than landfills at this time.

How we're making it healthier

Knauf engages very closely with its vendors to eliminate and avoid chemicals of concern. No competitor has as many Red List free products as Knauf Insulation. We continually reduce our environmental impacts through recycled content and optimize our products by designing them to be transformative.

[See how we make it greener](#)

References

Declare

JETSPRAY™

Manufacturer's Guide to Declare

A comprehensive guide providing information about the program, the assessment methodology, how to submit material data to obtain a Declare label and how they are used to meet the Health & Happiness and Materials Petals of the Living Building Challenge.

Rating systems

LEED BD+C: New Construction | v4 - LEED v4

Building product disclosure and optimization

Material Ingredients

Credit value options 1 product each

1. Reporting 2. Optimization 3. Supply Chain Optimization

LEED BD+C: New Construction | v4.1 - LEED v4.1

Materials and resources

Material Ingredients

Credit value options 1 product each

1. Reporting 2. Optimization 3. Supply Chain Optimization

Living Building Challenge

Materials petals imperatives

10. Red List Free 12. Responsible Industry 13. Living Economy Sourcing

WELL Building Standard®

Air and Mind Features

- X07 Materials Transparency

- X08 Materials Optimization

Collaborative for High Performance Schools National Criteria

EQ C7.1 Material Health Disclosures

- Performance Approach 2 points

- Prescriptive Approach 2 points

SM Transparency Report (EPD)™ + Material Health Overview™

EPD LCA

3rd party verified

Transparency Report (EPD)

3rd party verified

MATERIAL HEALTH Material evaluation

Self-declared

Validity: 12/12/23 – 12/12/28

KNA – 12122023 – 002

This environmental product declaration (EPD) was externally verified by **Harmony Environmental, LLC, according to ISO 21930:2017; UL Part A; UL Part B for Building Envelope Thermal Insulation Products; and ISO 14025:2006.**

Harmony Environmental, LLC
16362 W. Briarwood Ct.
Olathe, KS 66062
www.harmonyenviro.com

(913) 780-3328



SUMMARY

Reference PCR

UL Part B: Building Envelope Thermal Insulation v2.0

Regions; system boundaries
North America; Cradle-to-grave

Functional unit / ESL:
1 m² installed insulation material, packaging included, with thickness that gives average thermal resistance of R_{si} = 1m²-K/W over an estimated service life (ESL) of 75 years

LCIA methodology: TRACI 2.1

LCA software; LCI database
LCA for Experts v10.7; LCA for Experts 2023

In accordance with ISO 14044 and the reference PCR, this life cycle assessment was conducted by Sustainable Minds and verified by Harmony Environmental, LLC.

Public LCA:

Knauf Insulation North America and Manson Insulation Products

Knauf Insulation, Inc.
One Knauf Drive
Shelbyville, IN 46176
www.knaufinsulation.us
317 398 4434

Contact us

How we make it greener

JetSpray™ Thermal Spray-On Insulation System

Collapse all

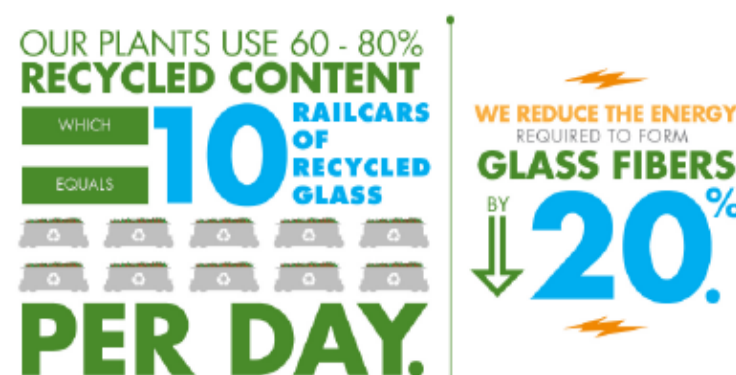
RAW MATERIALS ACQUISITION



Utilize recycled content

By leveraging recycled content, we reduce the energy required to form glass fibers.

- We use about 10 railcars of recycled glass per day.



MANUFACTURING

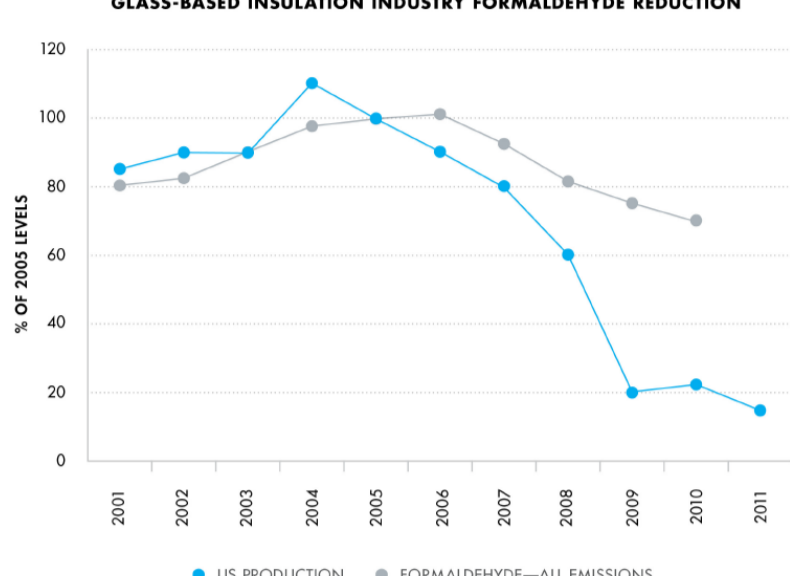
Reduce scrap generation and energy consumption

Continuous improvement is the methodology we utilize to engage the entire Knauf team in our manufacturing excellence and sustainability journey.

Knauf Insulation, comprised of Knauf Insulation North America (KINA) and Knauf Insulation Europe, Middle East, Asia, Asia Pacific (KI EMEA & APAC), share an overall global certification for ISO 45001 Health & Safety, ISO 14001 Environmental, ISO 50001 Energy, and ISO 9001 Quality through a third-party Certification Body.

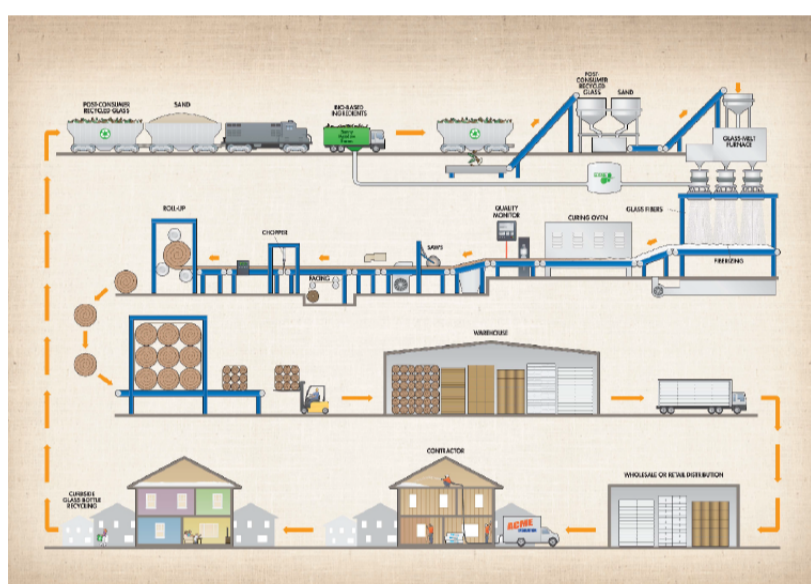
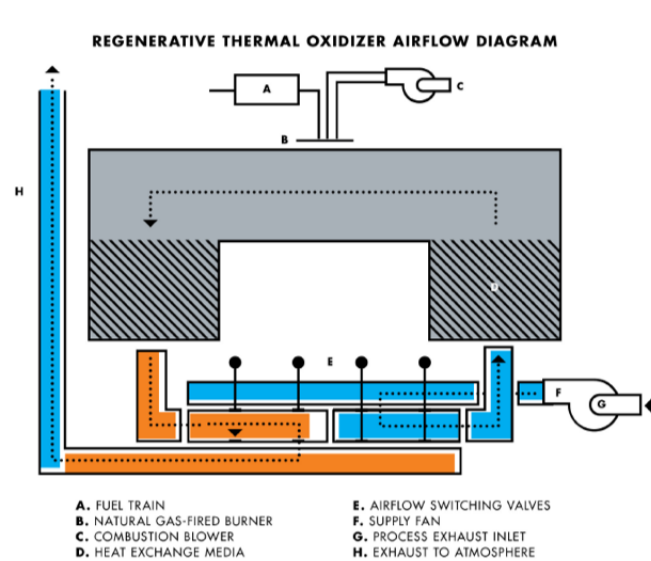
Our Continuous Improvement Program, with all its tools and systems associated with it, provide a formal process where we are constantly monitoring our manufacturing and sustainability Key Performance Indicators (KPIs) with an eye towards improvement. This Continuous Improvement centric management system has proven to be effective in improving our sustainability by reducing scrap generation and energy consumption.

GLASS-BASED INSULATION INDUSTRY FORMALDEHYDE REDUCTION



Green manufacturing Processes

Regenerative thermal oxidizers We use regenerative thermal oxidizers (RTO) to capture and recycle much of the energy we use to cure our products. RTO is equipment used for the treatment of exhaust air. Our ovens exhaust into a ceramic heat exchange media to capture and reuse the heat in the exhausted air. Therefore, the amount of energy required to cure our product is reduced substantially.




TRANSPORTATION



Leverage compression packaging

Glass is a high modulus material, which helps to facilitate compression packaging. We compress our insulation to fit up to five times more product on every truck, thereby reducing the amount of deliveries that need to be made, which saves time and emissions from transportation.

WE COMPRESS OUR INSULATION TO FIT UP TO **5X** MORE PRODUCT ON EVERY TRUCK.



INSTALLATION AND MAINTENANCE



Be confident in glass fiber's safety

In the past, a label regarding the carcinogenic potential of insulation made from glass fibers was required on all packaging. Following forty years of research, fiberglass has been exonerated entirely. Our fiberglass is comprised of fibers that are biosoluble, meaning that the fibers dissolve in the body in a short period of time and exit the body with normal bodily functions. The scrutiny fiberglass has undergone is now seen as proof of its safety.

Meet and exceed green standards

GREENGUARD certified On the forefront of indoor air quality, Knauf Insulation North America had the first GREENGUARD certified product in 2002. This achievement led us to understand the impact our formaldehyde-free products could have on the indoor environment. The formaldehyde-free claim is third party validated by UL Environment.

3rd Party UL Environmental Claim Validation states that Knauf Insulation products manufactured in North America contain an average of 61% recycled content, consisting of 20% post-consumer and 41% pre-consumer recycled glass.

EUCEB tested Glass fiber is a widely studied building material. All of our processes and formulations are voluntarily third-party audited for compliance with the health and safety exonerated criteria for glass and rock based fiber through the European Certification Board for Mineral Wool Products (EUCEB) exonerated process. This guarantees the formulations are biosoluble and pose no health concerns. Having over 35 years of research behind its safety, fiberglass products have been thoroughly evaluated and therefore we believe it is one of the safest building materials available today.



Green building rating systems

Our products offer a vast array of potential credits for major green building rating systems, including: WELL, LEED v4, International Green Construction Code, Green Guide for Health Care, NAHB Green Building Standard, and more.

Visit the [green building rating systems page](#) to see all the credits you can earn using Manson and Knauf Insulation products

Green building rating system credits

Find out all the credits you can earn with Knauf products.

[Learn more](#)

DISPOSAL



Promote Recycling

By taking a comprehensive approach of the benefits of recycling, Knauf Insulation North America advocates and promotes local recycling initiatives as well as actively participates in state and local government policy development. In addition, as a member of the North American Insulation Manufacturers Association (NAIMA) and Glass Recycling Coalition (GRC), we encourage regulatory and legislative initiatives that focus on glass recycling infrastructure deployment to increase the availability of post-consumer recycled glass.



SM Transparency Report (EPD)™ + Material Health Overview™

EPD	LCA
3rd party verified	✓
Transparency Report (EPD)	
3rd party verified	✓
MATERIAL HEALTH	Material evaluation
Self-declared	✓
Validity: 12/12/23 – 12/12/28 KNA – 12122023 – 002	

This environmental product declaration (EPD) was externally verified by **Harmony Environmental, LLC, according to ISO 21930:2017; UL Part A; UL Part B for Building Envelope Thermal Insulation Products; and ISO 14025:2006.**

Harmony Environmental, LLC
16362 W. Briarwood Ct.
Olathe, KS 66062
www.harmonyenviro.com
(913) 780-3328



SUMMARY

Reference PCR
UL Part B: Thermal Envelope Thermal Insulation v2.0

Regions; system boundaries
North America; Cradle-to-grave

Functional unit / ESL:
1 m² installed insulation material, packaging included, with thickness that gives average thermal resistance of R_{si} = 1m²·K/W over an estimated service life (ESL) of 75 years

LCIA methodology: TRACI 2.1

LCIA software; LCI database
LCA for Experts v10.7; LCA for Experts 2023

In accordance with ISO 14044 and the reference PCR, this life cycle assessment was conducted by Sustainable Minds and verified by Harmony Environmental, LLC.

Public LCA:
Knauf Insulation North America and Manson Insulation Products

Knauf Insulation, Inc.
One Knauf Drive
Shelbyville, IN 46176
www.knaufinsulation.us
317 398 4434

[Contact us](#)