



## EcoPower® HE Urinal Flush Valve

TEU1LA(R)\* - 0.5gpf

Planet-friendly, superior flushing performance is easy to achieve with the EcoPower High Efficiency Urinal Flushometer Valve. Engineered to require no electricity or routine battery replacement, the EcoPower Flushometer Valve saves energy and water while providing maximum performance in even the most demanding commercial spaces.

\*Item numbers may include an "I" to indicate integrated IoT functionality.



### Performance dashboard

#### Features & functionality

- Hydropower self generating flush valve system
- Durable chrome plated body with tamper-proof screws and solid bronze valve body
- Self-cleaning piston valve with 360° filter screen
- Neutral rough-in and adjustable tail piece connection
- True mechanical flush override
- Smart sensor with self-adjusting detection range
- 6-second detection time to prevent ghost flushing

#### Environment & materials

- Improved by:**
- Powered by the sheer force of running water
  - See How we make it greener for water savings information
  - Metal parts and electric components are able to be recycled at the end of service
- Certifications, rating systems & disclosures:**
- WaterSense® certified
  - CALGreen® compliant
  - Declare™ Label, LBC Compliant
  - Contributes to earning credits in LEED®

Visit TOTO for more product specifications:

[TEU1LA](#)

MasterFormat® #22 42 43



**ECO-POWER® VALVES**

- Powered by water to create an electrical current that is stored in rechargeable cells to power the Smart Sensor System of the faucet or valve.
- Reduces electricity use, lower maintenance costs and hands-free, automatic-shut-off functionality.

[See LCA, interpretation & rating systems](#)

[See materials, interpretation & rating systems](#)



Declare.



## SM Transparency Report (EPD)™ + Material Health Overview™

#### VERIFICATION

LCA

3rd-party reviewed



Transparency Report (EPD)

3rd-party verified



Validity: 90/01/2024 – 08/31/2029  
TOTO – 20240901 – 007

#### MATERIAL HEALTH

Material evaluation

Self-declared



This environmental product declaration (EPD) was externally verified by Jack Geibig (Ecoform) on behalf of NSF according to ISO 14044; ISO 21930:2017; SM Part A: LCA calculation rules and report requirements, 2023; the reference PCR; and ISO 14025:2006.

**Ecoform, LLC**  
11903 Black Road  
Knoxville, TN 37932  
(865) 850-1883  
www.ecoform.com

**NSF International**  
P.O. Box 130140, 789 N. Dixboro Road,  
Ann Arbor, MI 48105, USA  
www.nsf.org  
734 769 8010



**Certified Environmental Product Declaration**  
www.nsf.org

#### SUMMARY

**Reference PCR**  
SM Part B: Commercial flushometer valves, v3.0

**Regions; system boundaries**  
North America; Cradle-to-grave

**Functional unit**  
One flushometer valve for urinals in an average commercial environment over the estimated service life of the building of the building

**LCIA methodology; LCA software; LCI database**  
TRACI 2.1; SimaPro Analyst 9.5; ecoinvent and USLCI databases

In accordance with ISO 14044 and the referenced PCR, the life cycle assessment was conducted by Sustainable Minds and critically reviewed by Jack Geibig (Ecoform) on behalf of NSF.

#### Public LCA

LCA background report of TOTO Faucets, Flush Valves, and Residential Toilets, 2024

#### TOTO USA

1155 Southern Road  
Morrow, GA 30260  
www.totousa.com

Contact us

## LCA results & interpretation

## EcoPower® HE Urinal Flush Valve

### LCA results & interpretation

### EPD additional content

### Material health

### Scope and summary

- Cradle to gate  Cradle to gate with options  Cradle to grave

#### Functional unit

One flushometer valve for urinals used in an average commercial environment over the estimated service life of the building. The expected service life (ESL) of a building is 75 years, and all use stage activity and impacts are accounted for in that full ESL period. The reference service life (RSL) of the flush valve is 10 years, which is an industry-accepted average lifespan based on the economic lifespan of the product.

#### Maintenance

Regular cleaning is assumed to use 10mL of a 1% sodium lauryl sulfate (SLS) solution daily in a commercial setting for 75 years, which is the building estimated service life. The use of 10mL/clean over 260days/year for 75 years gives a total of 195L of solution. Using a density of 1.01kg/L for a 1% SLS solution, 195kg of solution will be needed over the course of 75 years. Therefore, 2kg of SLS plus 195kg of water were included in the model.

#### Replacement

At the end of its RSL, the flush valve is assumed to be replaced. Therefore, an additional 6.5 products are included as replacements, with all life cycle modules considered, over the building's ESL of 75 years.

#### Manufacturing data

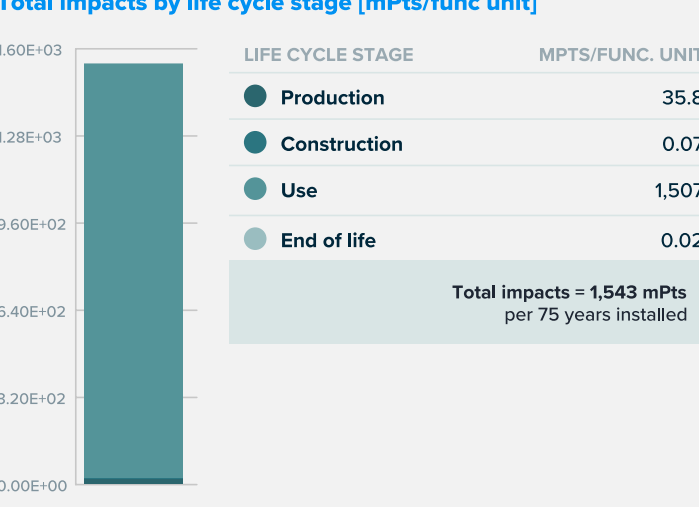
Manufacturing data has been collected and compiled for TOTO Vietnam.

Data reporting period: 2023.

#### Material composition by wt%

PART	MATERIAL	AVG. % WT
Valve body, cap & tailpiece	Bronze (C836000)	52.0%
Bottom and top covers	Zinc die cast	34.3%
Packaging	Carboard	5.55%
Manuals	Paper	1.32%
Tailpiece nut	Brass	1.03%
Generator coil	Copper	0.650%
	Other	5.15%

#### Total impacts by life cycle stage [mPts/func unit]



### What's causing the greatest impacts

#### All life cycle stages

The use stage [B1-B7] dominates the results for all impact categories. The replacements module [B4] is highly dominant in all categories because of the amount of water consumed during operation and the necessity to consider an additional 6.5 products as replacements. All life cycle modules are considered throughout the estimated service life (ESL) of the building, which is 75 years. The production stage [A1-A3] itself is slightly significant but does not dominate in any impact category. Additionally, the processes associated with dismantling the product and final waste treatment during the end-of-life stage do not have a significant impact.

#### Production stage [A1-A3]

Bronze and zinc parts, together with the printed wiring board, have significant material contributions to the production stage. Stainless steel materials are relevant to the carcinogenics category. The electroplating process is a major contributor to the ozone depletion category while the die casting process is relevant to the ecotoxicity and non-carcinogenics categories. Because these products are manufactured in Vietnam but sold in the US market, the transportation via oceanic freighter appears as a relevant contributor to the fossil fuel depletion and smog categories. The other parts and processes contribute between 3% and 15% of the overall impacts in the remaining categories.

#### Construction stage [A4-A5]

Installation of the product dominates impacts in the construction stage.

Transportation by truck for delivery to the installation site contributes the most, and this stage contributes less than 1% of the total global warming potential impacts throughout the product's life cycle.

#### Use stage [B1-B7]

Product replacements dominate impacts in the use stage. The use stage itself dominates all impact categories (>95%) due to the consideration of an additional 6.5 products as replacements. The water consumed during use and embedded electricity used for the water supply are also contributors in this stage.

#### End-of-life stage [C1-C4]

The transportation to landfill dominates impacts in the end-of-life stage.

Transportation and the processes for dismantling the product contribute to a relatively low portion (<1%) of total results for all impact categories.

#### Operational energy and water use

The flush valve uses 0.5 gallons of water per flush and is assumed to be used 60 times per day in a commercial environment. With commercial use at 260 days per year over 75 years, the flush valve uses a total of 585,000 gallons of water over its lifetime. An electricity factor of 0.000961 kWh per liter of water is used to represent energy for upstream municipal water collection, treatment, supply, and downstream management. This use stage electricity was modeled using a United States grid mix.

#### How we're making it greener

TOTO PeoplePlanetWater™ programs improving environmental performance

- Dual-Max®, E-Max®, Tornado Flush™, 1G®, and EcoPower® reduce water consumption in the use phase
- Energy efficiency programs optimize the firing process
- Modular packing methods increase the fill rate of a trailer, cutting down on the number of trips needed
- 100% of post-industrial ceramic waste is recycled

[See how we make it greener](#)

### LCA results

LIFE CYCLE STAGE	PRODUCTION	CONSTRUCTION	USE	END OF LIFE
	(X) A1 Raw materials	(X) A4 Transportation/ Delivery	(X) B1 Use	(X) C1 Deconstruction/ Demolition
	(X) A2 Transportation	(X) A5 Construction/ Installation	(X) B2 Maintenance	(X) C2 Transportation
	(X) A3 Manufacturing		(X) B3 Repair	(X) C3 Waste processing
			(X) B4 Replacement	(X) C4 Disposal
			(X) B5 Refurbishment	
			(X) B6 Operational energy use	
			(X) B7 Operational water use	
Information modules: Included (X)   Excluded (MND)*				

### SM Single Score

Impacts per flush valve	35.8 mPts	0.07 mPts	1,507 mPts	0.02 mPts
Materials or processes contributing >20% to total impacts in each life cycle stage	Bronze and zinc parts together with the printed wiring board in addition to manufacturing processes such as die casting and electroplating.	Transportation of the product to installation site or consumer and disposal of packaging.	Volume of water used during operation and the number of product replacements needed over the building's service life.	Transport to waste processing and disposal of material flows transported to a landfill.

### TRACI v2.1 results per functional unit

LIFE CYCLE STAGE	PRODUCTION	CONSTRUCTION	USE	END OF LIFE	
<b>Ecological damage</b>					
Impact category	Unit				
Global warming	kg CO <sub>2</sub> eq	1.02E+02	9.82E-01	1.61E+04	2.70E-01
Ozone depletion	kg CFC-11 eq	7.34E-06	2.44E-09	7.63E-04	3.22E-08
Acidification	kg SO <sub>2</sub> eq	1.89E+00	4.10E-03	1.00E+02	2.18E-03
Eutrophication	kg N eq	1.16E+00	7.75E-04	2.30E+01	2.29E-04
<b>Human health damage</b>					
Impact category	Unit				
Smog	kg O <sub>3</sub> eq	1.30E+01	1.19E-01	8.59E+02	5.82E-02
Respiratory effects	kg PM <sub>2.5</sub> eq	2.47E-01	7.08E-05	8.14E+00	2.33E-04
<b>Additional environmental information</b>					
Impact category	Unit				
Carcinogenics	CTU <sub>n</sub>	2.77E-06	9.25E-09	3.39E-04	2.51E-09
Non-carcinogenics	CTU <sub>n</sub>	3.24E-04	8.65E-08	5.16E-03	1.78E-08
Ecotoxicity	CTU <sub>e</sub>	5.25E+02	1.63E+00	1.15E+04	2.19E-01
Fossil fuel depletion	MJ surplus	5.85E+01	1.17E+00	9.77E+03	4.53E-01

### References

#### LCA Background Report

LCA background report of TOTO Faucets, Flush Valves, and Residential Toilets, 2024; SimaPro Analyst 9.5; ecoinvent and USLCI databases; TRACI 2.1.

ISO 14025, "Sustainability in buildings and civil engineering works — Core rules for environmental product declarations of construction products and services"

ISO 21930:2017, "Sustainability in Building Construction — Environmental Declaration of Building Products" serves as the core PCR along with Sustainable Minds Part A.

#### SM Part A: LCA calculation rules and report requirements, version 2023

August, 2023. PCR review conducted by the Sustainable Minds TAB, tab@sustainableminds.com.

#### SM Part B: Commercial flushometer valves, v3.0

March, 2024. PCR review conducted by Hugues Imbeault-Tétreault, ing., M.Sc.A., Chair (Groupe AGÉCO) hugues.i-tetreault@groupeageco.ca; Rebe Feraldi, LCACP, CLAR (TranSustainable Enterprises, LLC); Rifat Karim (Sphere).

#### Download PDF SM Transparency Report/EPD

SM Transparency Reports (TR) are ISO 14025 Type III environmental declarations (EPD) that enable purchasers and users to compare the potential environmental performance of products on a life cycle basis. They are designed to present information transparently to make the limitations of comparability more understandable. Environmental declarations of products that conform to the same PCR and include the same life cycle stages, but are made by different manufacturers, may not sufficiently align to support direct comparisons. They therefore cannot be used as comparative assertions unless the conditions as defined in ISO 14025 Section 6.7.2. "Requirements for Comparability" are satisfied. In order to support comparative assertions, this EPD meets all comparability requirements stated in ISO 14025:2006. However, differences in certain assumptions, data quality, and variability between LCA data sets may still exist. Any EPD comparison must be carried out at the building level per ISO 21930 guidelines, use the same sub-category PCR where applicable, include all relevant information modules, be limited to EPDs applying a functional unit, and be based on equivalent scenarios with respect to the context of construction works. Some LCA impact categories and inventory items are still under development and can have high levels of uncertainty. To promote uniform guidance on the data collection, calculation, and reporting of results, the ACLCA methodology (ACLCA 2019) was used.

### Rating systems

The intent is to reward project teams for selecting products from manufacturers who have verified improved life-cycle environmental performance.

#### LEED BD+C: New Construction | v4 - LEED v4

Building product disclosure and optimization

#### Environmental product declarations

- Industry-wide (generic) EPD ½ product
- Product-specific Type III EPD 1 product

#### LEED BD+C: New Construction | v4.1 - LEED v4.1

Building product disclosure and optimization

#### Environmental product declarations

- Industry-wide (generic) EPD 1 product
- Product-specific Type III EPD 1.5 products

#### Collaborative for High Performance Schools National Criteria

##### MW C5.1 – Environmental Product Declarations

- Third-party certified type III EPD 2 points

#### Green Globes for New Construction and Sustainable Interiors

##### Materials and resources

- NC 3.5.1.2 Path B: Prescriptive Path for Building Core and Shell
- NC 3.5.2.2 and SI 4.1.2 Path B: Prescriptive Path for Interior Fit-outs

#### BREEAM New Construction 2018

Mat 02 - Environmental impacts from construction products

#### Environmental Product Declarations (EPD)

- Industry-average EPD .5 points
- Multi-product specific EPD .75 points
- Product-specific EPD 1 point


## SM Transparency Report (EPD)™ + Material Health Overview™

EPD	LCA
3rd-party reviewed	<input checked="" type="checkbox"/> NSF
Transparency Report (EPD)	
3rd-party verified	<input checked="" type="checkbox"/> NSF
Validity: 90/01/2024 – 08/31/2029 TOTO – 20240901 – 007	
MATERIAL HEALTH	Material evaluation
Self-declared	<input checked="" type="checkbox"/>

This environmental product declaration (EPD) was externally verified by Jack Geibig (Ecoform) on behalf of NSF according to ISO 14044; ISO 21930:2017; SM Part A: LCA calculation rules and report requirements, 2023; the reference PCR; and ISO 14025:2006.

Ecoform, LLC  
11903 Black Road  
Knoxville, TN 37932  
(865) 850-1883  
www.ecoform.com

NSF International  
P.O. Box 130140, 789 N.Dixboro Road,  
Ann Arbor, MI 48105, USA  
www.nsf.org  
734 769 8010



**SUMMARY**  
Reference PCR  
SM Part B: Commercial flushometer valves, v3.0

Regions; system boundaries  
North America; Cradle-to-grave

Functional unit  
One flushometer valve for urinals in an average commercial environment over the estimated service life of the building of the building

LCA methodology; LCA software; LCI database  
TRACI 2.1; SimaPro Analyst 9.5; ecoinvent and USLCI databases

In accordance with ISO 14044 and the referenced PCR, the life cycle assessment was conducted by Sustainable Minds and critically reviewed by Jack Geibig (Ecoform) on behalf of NSF.

Public LCA  
LCA background report of TOTO Faucets, Flush Valves, and Residential Toilets, 2024

TOTO USA  
1155 Southern Road  
Morrow, GA 30260  
www.totousa.com

Contact us

EPD additional content

EcoPower® HE Urinal Flush Valve

LCA results & interpretation | EPD additional content | Material health

Data

**Background** This product-specific plant-specific declaration was created by collecting production data from the Vietnam location. All unit processes were modeled using primary data. Secondary data sources include those available inecoinvent and USLCI databases. Literature data was used to fill any data gaps to complete the inventory. In the manufacturing of the products, secondary materials such as scrap metals and metal bars used to hold the primary products in place were partially incorporated in the manufacturing of the primary products but were not considered due to a lack of background data in the LCA model.

**Allocation** Allocations of multi-input and multi-output processes follow a mass-based approach in the collected data, which is the most appropriate for the unit processes modeled. Allocation approaches in the background data follow the ecoinvent methodology. No co-product allocations were made in the model.

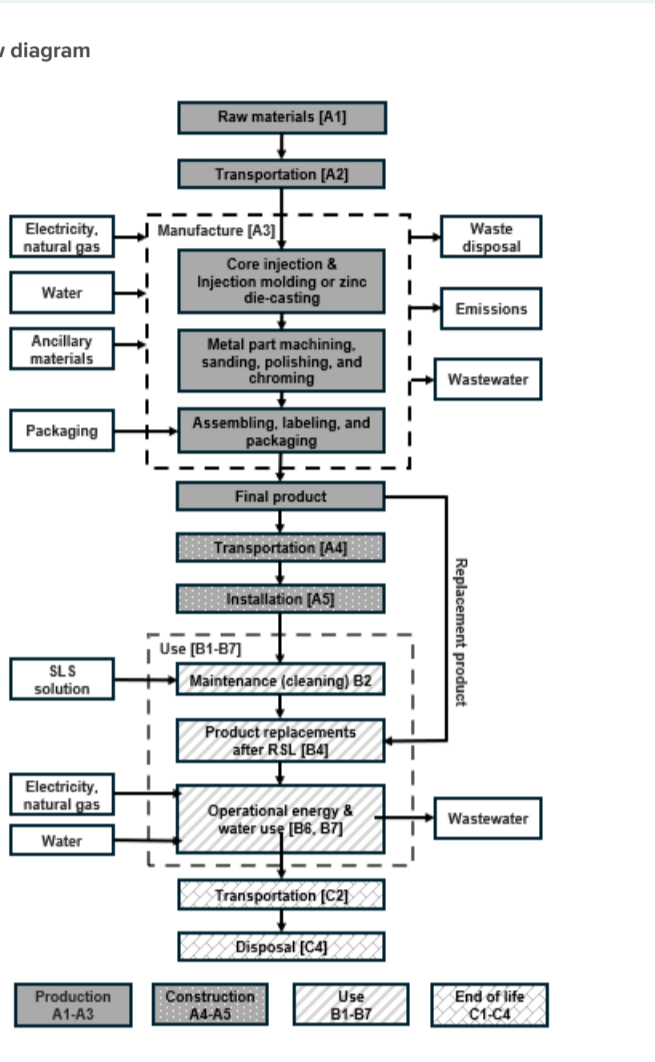
**Cut-off criteria** for the inclusion of mass and energy flows are 1% of renewable primary resource (energy) usage, 1% nonrenewable primary resource (energy) usage, 1% of the total mass input of that unit process, and 1% of environmental impacts. The total of neglected input flows per module does not exceed 5% of energy usage, mass, and environmental impacts. The only exceptions to these criteria are substances with hazardous and toxic properties, which must be listed even when the given process unit is under the cut-off criterion of 1% of the total mass.

Flush valves include a lithium-ion battery which contains 1, 2-Dimethoxyethane (CAS# 110-71-4), a substance added to the SVHC Candidate List per the EU REACH Regulation. Because the battery is sealed, 100% of this hazardous substance is confined in the battery. A check was performed to ensure that the completeness of the overall material use is >99.0wt% of the finished product after cut-off, including the flush valve and packaging materials.

Data sets contributing 5% or more to any environmental impact category

Data set name	Database name and version	Software type and version	Geography	Allocation method
Zinc, primary, at regional storage	US-EI 2.2	SimaPro Analyst 9.5	Vietnam	By mass
Die casting, zinc	US-EI 2.2	SimaPro Analyst 9.5	China	By mass
Tap water, at user	US-EI 2.2	SimaPro Analyst 9.5	United States	By mass
Electricity, low voltage, at grid, Vietnam	US-EI 2.2	SimaPro Analyst 9.5	Vietnam	By mass
Heat, natural gas, at boiler modulating <100KW	ecoinvent v3.10	SimaPro Analyst 9.5	Vietnam	By mass

Flow diagram



The reported values for all indicators in the below tables for B1, B3, B5, and C1 are zero.

LCIA results, resource use, output and waste flows, and carbon emissions & removals per functional unit

Parameter	A1-A3	A4	A5	B2	B4	B6	B7	C2	C3	C4	Total
<b>LCIA results</b>											
Smog (kg O3 eq)	1.30E+01	1.18E-01	9.83E-04	3.95E-01	7.64E+02	7.63E+01	1.56E+01	7.43E-03	4.67E-02	4.07E-03	8.72E+02
Ozone depletion (kg CFC-11 eq)	7.34E-06	1.16E-09	1.28E-09	5.06E-07	6.73E-04	7.32E-05	1.49E-05	8.22E-11	2.71E-08	5.00E-09	7.70E-04
Eutrophication (kg N eq)	1.16E+00	2.60E-04	5.15E-04	5.07E-03	2.19E+01	9.95E-01	1.11E-01	1.68E-05	1.58E-04	5.37E-05	2.42E+01
Acidification (kg SO2 eq)	1.89E+00	4.01E-03	8.55E-05	4.57E-02	8.98E+01	9.01E+00	9.89E-01	2.58E-04	1.61E-03	3.08E-04	1.02E+02
Respiratory effects (kg PM2.5 eq)	2.47E-01	6.40E-05	6.83E-06	3.85E-03	7.44E+00	5.35E-01	1.44E-01	4.02E-06	2.04E-04	2.45E-05	8.38E+00
Global warming (kg CO2 eq)	1.02E+02	6.58E-01	3.24E-01	8.08E+00	1.41E+04	1.69E+03	2.62E+02	4.66E-02	1.72E-01	5.15E-02	1.62E+04
<b>Additional environmental information</b>											
Fossil fuel depletion (MJ surplus)	5.85E+01	1.16E+00	1.28E-02	2.23E+01	8.56E+03	1.00E+03	2.37E+02	8.23E-02	3.19E-01	5.12E-02	9.84E+03
Ecotoxicity (CTUe)	5.25E+02	1.62E+00	1.01E-02	3.85E+00	1.08E+04	4.60E+02	2.17E+02	1.15E-01	3.58E-02	6.80E-02	1.21E+04
Carcinogenics (CTUh)	2.77E-06	9.09E-09	1.61E-10	1.60E-07	2.98E-04	2.41E-05	1.64E-05	6.44E-10	1.41E-09	4.60E-10	3.42E-04
Non carcinogenics (CTUh)	3.24E-04	8.49E-08	1.62E-09	1.58E-06	4.99E-03	9.88E-05	6.64E-05	6.01E-09	6.27E-09	5.52E-09	5.48E-03
<b>Resource use indicators</b>											
Renewable primary energy used as energy carrier (fuel) (MJ, LHV)	-3.46E+01	-1.26E+01	-1.27E+01	2.09E+00	1.34E+04	1.27E+03	7.87E+02	-1.19E+01	-3.15E+01	-1.26E+01	-5.99E+01
Renewable primary resources with energy content used as material (MJ, LHV)	1.28E+02	1.27E+01	1.27E+01	1.27E+01	3.34E+02	0.00E+00	0.00E+00	1.19E+01	3.15E+01	1.27E+01	1.54E+02
Total use of renewable primary resources with energy content (MJ, LHV)	9.37E+01	1.89E-02	2.76E-03	1.47E+01	1.38E+04	1.27E+03	7.87E+02	1.34E-03	1.41E-02	1.40E-02	9.37E+01
Non-renewable primary resources used as an energy carrier (fuel) (MJ, LHV)	1.03E+03	7.38E+00	-1.35E+00	2.03E+02	2.13E+05	2.75E+04	3.10E+03	-8.57E-01	2.58E+00	-9.09E-01	1.03E+03
Non-renewable primary resources with energy content used as material (MJ, LHV)	7.65E+00	1.49E+00	1.49E+00	1.49E+00	2.26E+01	0.00E+00	0.00E+00	1.49E+00	0.00E+00	1.49E+00	1.06E+01
Total use of non-renewable primary resources with energy content (MJ, LHV)	1.04E+03	8.86E+00	1.37E-01	2.05E+02	2.13E+05	2.75E+04	3.10E+03	6.28E-01	2.58E+00	5.76E-01	1.04E+03
Secondary materials (kg)	0	0	0	0.00E+00	0.00E+00	0.00E+00	0.00E+00	0.00E+00	0.00E+00	0.00E+00	0.00E+00
Renewable secondary fuels (MJ, LHV)	0	0	0	0.00E+00	0.00E+00	0.00E+00	0.00E+00	0.00E+00	0.00E+00	0.00E+00	0.00E+00
Non-renewable secondary fuels (MJ, LHV)	0	0	0	0.00E+00	0.00E+00	0.00E+00	0.00E+00	0.00E+00	0.00E+00	0.00E+00	0.00E+00
Recovered energy (MJ, LHV)	0	0	0	0.00E+00	0.00E+00	0.00E+00	0.00E+00	0.00E+00	0.00E+00	0.00E+00	0.00E+00
Use of net fresh water resources (m3)	1.95E-04	7.78E-04	1.05E-02	1.70E-04	1.09E-02	1.10E-02	1.09E-02	5.51E-05	1.02E-02	1.11E-03	1.14E-02
Abiotic depletion potential, fossil (MJ)	1.01E+03	8.74E+00	1.21E-01	1.89E+02	1.58E+05	1.95E+04	2.58E+03	6.19E-01	2.50E+00	4.99E-01	1.02E+03
<b>Output flows and waste category indicators</b>											
Hazardous waste disposed (kg)	3.38E-03	0	0	0	0	0	0	0	0.034	0.034	3.38E-03
Non-hazardous waste disposed (kg)	2.99E+01	1.20E+00	1.43E+00	2.93E+01	9.35E+01	0.00E+00	0.00E+00	5.40E-01	0.00E+00	0.00E+00	3.26E+01
High-level radioactive waste, conditioned, to final repository (kg)	2.42E-03	1.72E-06	2.56E-07	7.76E-04	3.51E-01	5.16E-01	5.16E-01	1.22E-07	1.38E-06	1.59E-06	2.42E-03
Intermediate- and low-level radioactive waste, conditioned, to final repository (kg)	2.70E-06	1.65E-08	2.22E-09	1.80E-06	7.60E-03	4.53E-03	4.53E-03	1.17E-09	1.09E-08	1.04E-08	2.72E-06
Components for re-use (kg)	0	0	0	0	0	0	0	0	0	0	0
Materials for recycling (kg)	0	0	0	2.93E+01	6.59E+01	0.00E+00	0.00E+00	4.90E+00	4.90E+00	4.90E+00	0.00E+00
Materials for energy recovery (kg)	0	0	0	0	0	0	0	0	0	0	0
Exported energy (MJ, LHV)	0	0	0	0	0	0	0	0	0	0	0
<b>Carbon emissions and removals</b>											
Biogenic Carbon Removal from Product (kg CO2)	0	0	0	0	0	0	0	0	0	0	0
Biogenic Carbon Emission from Product (kg CO2)	0	0	0	0.00E+00	0.00E+00	0	0	0	0	0	0
Biogenic Carbon Removal from Packaging (kg CO2)	7.40E-01	0	0	0.00E+00	1.11E+00	0	0	1.11	1.11	1.11	7.40E-01
Biogenic Carbon Emission from Packaging (kg CO2)	0	0	7.40E-01	0.00E+00	1.11E+00	0	0	1.11	1.11	1.11	7.40E-01
Biogenic Carbon Emission from Combustion of Waste from Renewable Sources Used in Production Processes (kg CO2)	0	0	0	0	0	0	0	0	0	0	0
Calcination Carbon Emissions (kg CO2)	0	0	0	0.00E+00	0.00E+00	0	0	0	0	0	0
Carbonation Carbon Removals (kg CO2)	0	0	0	0	0	0	0	0	0	0	0
Carbon Emissions from Combustion of Waste from Renewable and Non-Renewable Sources used in Production Processes (kg CO2)	0	0	0	0	0	0	0	0	0	0	0

Scenarios and additional technical information

Distribution [A4]

Plant location	Fairburn, GA
Distance (port of Savannah to plant)	406 km
Vehicle type	Diesel truck

In 2023, outbound shipments of flush valves from Fairburn were transported an average of 947 miles (1,524 km) by diesel truck and an average of 1,114 miles (1,793 km) by rail. The quantity transported by truck is 83%, and by rail 17%.

End of life [C1-C4]

The model reflects the assumptions that flush valves are 100% landfilled. The product is assumed to be transported 100 km via truck to final disposal.

However, it should be noted that many of the associated metal and plastic components follow the waste scenarios as listed in the table below. TOTO ceramic materials can be recycled as aggregate in several applications, although this is not currently common practice. Secondary materials, including shredded and sorted metal waste, are valuable goods that lose their status as waste after the sorting process. No additional waste processing is needed in that case, and no credits for material recovery are given.

Material	Potential waste scenario - Recycling	Potential waste scenario - Landfill
Brass, zinc, brass, copper	70.5%	29.5%
Corrugated board, paper	66.5%	33.5%
Plastics	15.0%	85.0%

Product information

Product code	ASTM or ANSI product specification	Physical properties and technical information
TEU1LAR	ASSE 1037, CSA B125.3 IAPMO(cUPC)	Commercial flushometer

Major system boundary exclusions

- Construction of major capital equipment, water & wastewater infrastructure
- Maintenance and operation of support equipment
- Human labor and employee transport
- Manufacture & transport of packaging materials not associated w/ final product
- Energy consumption in warehouses, distribution centers, and retail facilities during the course of transport to the final customer
- Disposal of packaging materials not associated with final product
- Building operational energy and water use

Major assumptions and limitations

- Transportation of all raw materials with the mass above 1% of the cumulative mass of the model, products from vendors, is estimated based on rail lines and port information.
- Pallet use is assumed based on the average numbers per unit of product and reported pallet quantity of specific models.

Data quality assessment

**Precision:** The precision of the data is considered high. Product engineers provided detailed bills of materials, and facility managers provided utility information for the manufacturing facilities. The raw material transportation distances were calculated based on the raw material manufacturers' addresses, extracted from the relevant SDSs.

Proxy datasets were utilized in the LCA model when secondary data were not available, as shown in Appendix A in the published LCA background report.

**Completeness:** The data included is considered complete. The LCA model included all known material and energy flows. As pointed out in that section, no known flows above 1% were excluded and the sum of all excluded flows totals less than 5%, whether evaluated by mass, energy, or potential environmental impact.

**Consistency:** The consistency of the model is considered high. The bills of materials provided by the product engineers were developed for multiple internal departments use and are maintained regularly.

The LCA practitioner also cross-referenced the installation documents and other relevant information to ensure consistency. Furthermore, modeling assumptions were consistent across the model, with preference given towards SimaPro data, where available.

EPD LCA

3rd-party reviewed 

Transparency Report (EPD)

3rd-party verified 

Validity: 90/01/2024 – 08/31/2029  
TOTO – 20240901 – 007

MATERIAL HEALTH Material evaluation

Self-declared 

This environmental product declaration (EPD) was externally verified by Jack Geibig (Ecoform) on behalf of NSF according to ISO 14044; ISO 21930:2017; SM Part A: LCA calculation rules and report requirements, 2023; the reference PCR; and ISO 14025:2006.

#### Ecoform, LLC

11903 Black Road  
Knoxville, TN 37932  
(865) 850-1883  
[www.ecoform.com](http://www.ecoform.com)

#### NSF International

P.O Box 130140, 789 N.Dixboro Road,  
Ann Arbor, MI 48105, USA  
[www.nsf.org](http://www.nsf.org)  
734 769 8010



## SUMMARY

### Reference PCR

SM Part B: Commercial flushometer valves, v3.0

### Regions; system boundaries

North America; Cradle-to-grave

### Functional unit

One flushometer valve for urinals in an average commercial environment over the estimated service life of the building of the building

### LCIA methodology; LCA software; LCI database

TRACI 2.1; SimaPro Analyst 9.5; ecoinvent and USLCI databases

In accordance with ISO 14044 and the referenced PCR, the life cycle assessment was conducted by Sustainable Minds and critically reviewed by Jack Geibig (Ecoform) on behalf of NSF.

### Public LCA

LCA background report of TOTO Faucets, Flush Valves, and Residential Toilets, 2024

## TOTO USA

1155 Southern Road  
Morrow, GA 30260  
[www.totousa.com](http://www.totousa.com)

Contact us

## LCA & material health results & interpretation

EcoPower® HE Urinal Flush Valve

LCA results & interpretation

EPD additional content

Material health

### Evaluation programs

#### Declare

**Declare** labels are issued to products disclosing ingredient inventory, sourcing, and end of life options. Declare labels are based on the Manufacturers Guide to Declare, administered by the International Living Future Institute.

#### How it works

Material ingredients are inventoried and screened against the **Living Building Challenge** (LBC) Red List which represents the 'worst in class' materials, chemicals, and elements known to pose serious risks to human health and the greater ecosystem.

The Declare product database and label are used to select products that meet the Living Building Challenge's stringent materials requirements, streamlining the materials specification and certification process.

### Assessment scope and results

#### Declare™

Inventory threshold: 100 ppm

##### Declare level:

The Declare product database and label are used to select products that meet the LBC's stringent materials requirements, streamlining the materials specification and certification process.

- LBC Red List Free <sup>?</sup>
- LBC Red List Approved <sup>?</sup>
- Declared <sup>?</sup>

Click the label to see the full declaration.

● EcoPower® HE Urinal Flush Valve



### What's in this product and why

#### Declare level

'Living Building Challenge Compliant' is achieved when the product contains Red List ingredients that have been given a temporary exception by the Living Building Challenge due to current market limitations.

#### What's in the product and why

The electronics used for flush valve operation include circuit board components. The controller, battery, and sensor allow for a self-powered hydroelectric flush valve system while also maintaining a true mechanical flush override. The electronic components are contained within the flush valve body and do not represent any hazards to the user.

#### The TOTO facility in which the valve is manufactured is ISO 14001 certified.

This means that the facility has implemented an environmental management system as part of TOTO's commitment to the health of the environment.

#### Where it goes at the end of its life

TOTO encourages consumers to recycle their used lavatory and lavatory parts. Contact your local municipality for recycling programs.

#### How we're making it healthier

The EcoPower technology enables the flush valve to operate off the energy grid and requires no routine battery replacement. This technology helps to reduce pollution and hazardous waste, thereby mitigating human health impacts.

[See how we make it greener](#)

### References

#### Declare

TOTO USA, Declare label for EcoPower® Sensor Flushometer Valve for 1.28gpf Toilet or 0.5gpf Urinal

#### Manufacturer's Guide to Declare

A comprehensive guide providing information about the program, the assessment methodology, how to submit material data to obtain a Declare label and how they are used to meet the Health & Happiness and Materials Petals of the Living Building Challenge.

### Rating systems

#### LEED BD+C: New Construction | v4 - LEED v4

Building product disclosure and optimization

##### Material Ingredients

Credit value options 1 product each

1. Reporting  2. Optimization  3. Supply Chain Optimization

#### LEED BD+C: New Construction | v4.1 - LEED v4.1

Materials and resources

##### Material Ingredients

Credit value options 1 product each

1. Reporting  2. Optimization  3. Supply Chain Optimization

#### Living Building Challenge

##### Materials petals imperatives

10. Red List Free  12. Responsible Industry  13. Living Economy Sourcing

#### WELL Building Standard®

##### Air and Mind Features

- X07 Materials Transparency

- X08 Materials Optimization

#### Collaborative for High Performance Schools National

##### Criteria

##### EQ C7.1 Material Health Disclosures

- Performance Approach 2 points

- Prescriptive Approach 2 points

## SM Transparency Report (EPD)™ + Material Health Overview™

#### EPD

3rd-party reviewed  NSF

Transparency Report (EPD)

3rd-party verified  NSF

Validity: 90/01/2024 – 08/31/2029  
TOTO – 20240901 – 007

#### MATERIAL HEALTH

Material evaluation

Self-declared

This environmental product declaration (EPD) was externally verified by Jack Geibig (Ecoform) on behalf of NSF according to ISO 14044; ISO 21930:2017; SM Part A: LCA calculation rules and report requirements, 2023; the reference PCR; and ISO 14025:2006.

**Ecoform, LLC**  
11903 Black Road  
Knoxville, TN 37932  
(865) 850-1883  
www.ecoform.com

**NSF International**  
P.O Box 130140, 789 N. Dixboro Road,  
Ann Arbor, MI 48105, USA  
www.nsf.org  
734 769 8010



#### SUMMARY

##### Reference PCR

SM Part B: Commercial flushometer valves, v3.0

**Regions; system boundaries**  
North America; Cradle-to-grave

**Functional unit**  
One flushometer valve for urinals in an average commercial environment over the estimated service life of the building of the building

**LCIA methodology; LCA software; LCI database**  
TRACI 2.1; SimaPro Analyst 9.5; ecoinvent and USLCI databases

In accordance with ISO 14044 and the referenced PCR, the life cycle assessment was conducted by Sustainable Minds and critically reviewed by Jack Geibig (Ecoform) on behalf of NSF.

##### Public LCA

LCA background report of TOTO Faucets, Flush Valves, and Residential Toilets, 2024

#### TOTO USA

1155 Southern Road  
Morrow, GA 30260  
www.totousa.com

Contact us

## How we make it greener

## EcoPower® HE Urinal Flush Valve

Expand all

### CONSTRUCTION

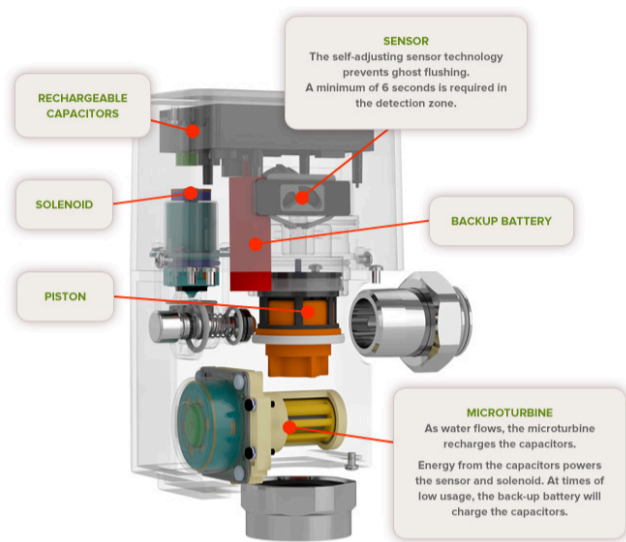


TOTO participates in the UPS Carbon Neutral program. TOTO is a certified SmartWay® Transport Partner.

### USE



TOTO's EcoPower® Urinal Flush Valves feature the highly regarded EcoPower technology. Engineered to reduce environmental impacts, TOTO's EcoPower products offer water and energy savings without sacrificing performance. Below are some of the features of TOTO's EcoPower technology.



#### SENSOR:

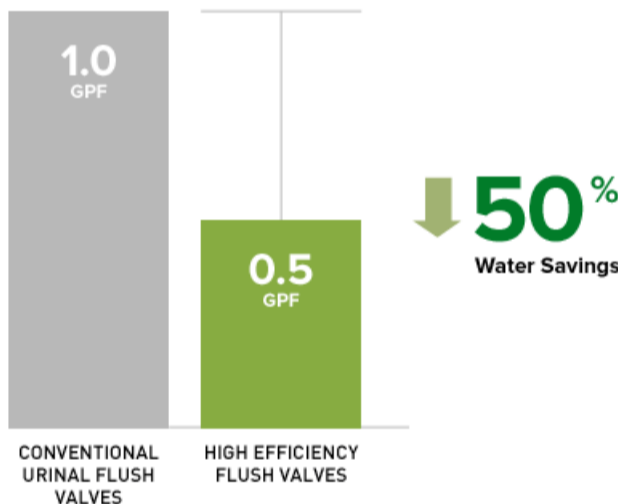
Ensuring that water flows only when needed, the self-adjusting EcoPower sensor eliminates “ghost” flushing that wastes water. A minimum of six seconds presence in front of the sensor is required to receive acknowledgment, preventing excessive flushing.

#### MICROTURBINE:

TOTO's EcoPower technology enables the product to operate 100% off grid. As water flows, the microturbine recharges the capacitor for the sensor and solenoid. Less reliance on the back-up battery results in much less battery waste.

#### SOLENOID AND PISTON:

The piston and solenoid mechanism, a marked improvement over traditional rubber diaphragm type valves, maintains consistent flush volume under a range of supply pressures.



Using our proven engineering, the 0.5 gallon per flush reinforces TOTO's performance reputation while offering additional water savings.



Metal and electronic parts can be recycled at the end of life.

## SM Transparency Report (EPD)™ + Material Health Overview™

### EPD

3rd-party reviewed Transparency Report (EPD)

3rd-party verified

Validity: 90/01/2024 – 08/31/2029  
TOTO – 20240901 – 007

### MATERIAL HEALTH

Material evaluation

Self-declared

This environmental product declaration (EPD) was externally verified by Jack Geibig (Ecoform) on behalf of NSF according to ISO 14044; ISO 21930:2017; SM Part A: LCA calculation rules and report requirements, 2023; the reference PCR; and ISO 14025:2006.

**Ecoform, LLC**  
11903 Black Road  
Knoxville, TN 37932  
(865) 850-1883  
www.ecoform.com

**NSF International**  
P.O. Box 130140, 789 N. Dixboro Road,  
Ann Arbor, MI 48105, USA  
www.nsf.org  
734 769 8010



### SUMMARY

**Reference PCR**  
SM Part B: Commercial flushometer valves, v3.0

**Regions; system boundaries**  
North America; Cradle-to-grave

**Functional unit**  
One flushometer valve for urinals in an average commercial environment over the estimated service life of the building of the building

**LCIA methodology; LCA software; LCI database**  
TRACI 2.1; SimaPro Analyst 9.5; ecoinvent and USLCI databases

In accordance with ISO 14044 and the referenced PCR, the life cycle assessment was conducted by Sustainable Minds and critically reviewed by Jack Geibig (Ecoform) on behalf of NSF.

#### Public LCA

LCA background report of TOTO Faucets, Flush Valves, and Residential Toilets, 2024

### TOTO USA

1155 Southern Road  
Morrow, GA 30260  
www.totousa.com

Contact us