



EcoPower® HE Toilet Flush Valve

TET1(6)LB(X)* - 1.28gpf

Planet-friendly, superior flushing performance is easy to achieve with the EcoPower High Efficiency Toilet Flushometer Valve. Engineered to require no electricity or routine battery replacement, the EcoPower Flushometer Valve saves energy and water while providing maximum performance in even the most demanding commercial spaces.

*Item numbers may include an "i" to indicate integrated IoT functionality.



Performance dashboard

Features & functionality

- Self-powered hydroelectric flush valve system
- Durable chrome plated body with tamper-proof screws and solid bronze valve body
- Self-cleaning piston valve with 360° filter screen Neutral rough-in and adjustable tail piece connection
- True mechanical flush override
- Smart sensor with self-adjusting detection range
- 6-second detection time to prevent ghost flushing

Environment & materials

- Improved by:**
 - Powered by the sheer force of running water
 - Uses 20% less water than standard 1.6gpf valve
 - Metal parts and electric components are recyclable at the end of service
- Certifications, rating systems & disclosures:**
 - WaterSense® certified
 - CALGreen® compliant
 - Declare™ Label, LBC Compliant
 - Contributes to earning credits in LEED®

Visit TOTO for more product specifications:

[TET1\(6\)LB\(X\)](#)

MasterFormat® #22 42 43



ECO-POWER® VALVES

- Powered by water to create an electrical current that is stored in rechargeable cells to power the Smart Sensor System of the faucet or valve.
- Reduces electricity use, lower maintenance costs and hands-free, automatic-shut-off functionality.

[See LCA, interpretation & rating systems](#)

[See materials, interpretation & rating systems](#)



Declare.



SM Transparency Report (EPD)™ + Material Health Overview™

VERIFICATION LCA

3rd-party reviewed

Transparency Report (EPD)

3rd-party verified

Validity: 09/01/2024 – 08/31/2029
TOTO – 20240901 – 012

MATERIAL HEALTH Material evaluation

Self-declared

This environmental product declaration (EPD) was externally verified by Jack Geibig (Ecoform) on behalf of NSF according to ISO 14044; ISO 21930:2017; SM Part A: LCA calculation rules and report requirements, 2023; the reference PCR; and ISO 14025:2006.

Ecoform, LLC
11903 Black Road
Knoxville, TN 37932
(865) 850-1883
www.ecoform.com

NSF International
P.O. Box 130140, 789 N. Dixboro Road,
Ann Arbor, MI 48105, USA
www.nsf.org
734 769 8010



Certified Environmental Product Declaration
www.nsf.org

SUMMARY

Reference PCR
SM Part B: Commercial flushometer valves, v3.0

Regions; system boundaries
North America; Cradle-to-grave

Functional unit
One flushometer valve for single flush toilets in an average commercial environment over the estimated service life of the building of the building

LCIA methodology; LCA software; LCI database
TRACI 2.1; SimaPro Analyst 9.5; ecoinvent and USLCI databases

In accordance with ISO 14044 and the referenced PCR, the life cycle assessment was conducted by Sustainable Minds and critically reviewed by Jack Geibig (Ecoform) on behalf of NSF.

Public LCA
LCA background report of TOTO Faucets, Flush Valves, and Residential Toilets, 2024

TOTO USA

1155 Southern Road
Morrow, GA 30260
www.totousa.com

Contact us

LCA results & interpretation

EcoPower® HE Toilet Flush Valve

LCA results & interpretation

EPD additional content

Material health

Scope and summary

- Cradle to gate Cradle to gate with options Cradle to grave

Functional unit

One flushometer valve for single flush toilets used in an average commercial environment over the estimated service life of the building. The expected service life (ESL) of a building is 75 years, and all use stage activity and impacts are accounted for in that full ESL period. The reference service life (RSL) of the flush valve is 10 years, which is an industry-accepted average lifespan based on the economic lifespan of the product.

Maintenance

Regular cleaning is assumed to use 10mL of a 1% sodium lauryl sulfate (SLS) solution daily in a commercial setting for 75 years, which is the building estimated service life. The use of 10mL/clean over 260days/year for 75 years gives a total of 195L of solution. Using a density of 1.01kg/L for a 1% SLS solution, 195kg of solution will be needed over the course of 75 years. Therefore, 2kg of SLS plus 195kg of water were included in the model.

Replacement

At the end of its RSL, the flush valve is assumed to be replaced. Therefore, an additional 6.5 products are included as replacements, with all life cycle modules considered, over the building's ESL of 75 years.

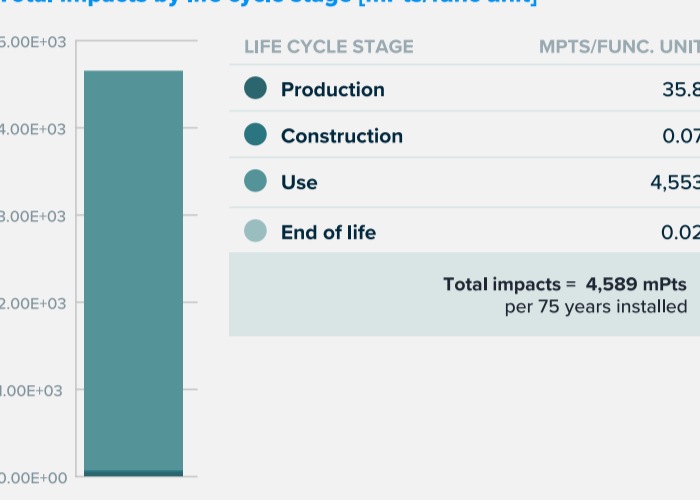
Manufacturing data

Manufacturing data has been collected and compiled for TOTO Vietnam. Data reporting period: 2023.

Material composition by wt%

PART	MATERIAL	AVG. % WT
Valve body, cap & tailpiece	Bronze (C836000)	52.0%
Bottom and top covers	Zinc die cast	34.3%
Packaging	Carboard	5.55%
Manuals	Paper	1.32%
Tailpiece nut	Brass	1.03%
Generator coil	Copper	0.650%
	Other	5.15%

Total impacts by life cycle stage [mPts/func unit]



What's causing the greatest impacts

All life cycle stages

The use stage [B1-B7] dominates the results for all impact categories. The replacements module [B4] is highly dominant in all categories because of the amount of water consumed during operation and the necessity to consider an additional 6.5 products as replacements. All life cycle modules are considered throughout the estimated service life (ESL) of the building, which is 75 years. The production stage [A1-A3] itself is slightly significant but does not dominate in any impact category. Additionally, the processes associated with dismantling the product and final waste treatment during the end-of-life stage do not have a significant impact.

Production stage [A1-A3]

Bronze and zinc parts, together with the printed wiring board, have significant material contributions to the production stage. Stainless steel materials are relevant to the carcinogenics category. The electroplating process is a major contributor to the ozone depletion category while the die casting process is relevant to the ecotoxicity and non-carcinogenics categories. Because these products are manufactured in Vietnam but sold in the US market, the transportation via oceanic freighter appears as a relevant contributor to the fossil fuel depletion and smog categories. The other parts and processes contribute between 3% and 15% of the overall impacts in the remaining categories.

Construction stage [A4-A5]

Installation of the product dominates impacts in the construction stage.

Transportation by truck for delivery to the installation site contributes the most, and this stage contributes less than 1% of the total global warming potential impacts throughout the product's life cycle.

Use stage [B1-B7]

Product replacements dominate impacts in the use stage. The use stage itself dominates all impact categories (>97%) due to the consideration of an additional 6.5 products as replacements. The water consumed during use and embedded electricity used for the water supply are also contributors in this stage.

End-of-life stage [C1-C4]

The transportation to landfill dominates impacts in the end-of-life stage. Transportation and the processes for dismantling the product contribute to a relatively low portion (<1%) of total results for all impact categories.

Operational energy and water use

The flush valve uses 1.28 gallons of water per flush and is assumed to be used 90 times per day in a commercial environment. With commercial use at 260 days per year over 75 years, the flush valve uses a total of 2,246,400 gallons of water over its lifetime. An electricity factor of 0.000961 kWh per liter of water is used to represent energy for upstream municipal water collection, treatment, supply, and downstream management. This use stage electricity was modeled using a United States grid mix.

How we're making it greener

TOTO PeoplePlanetWater™ programs improving environmental performance

- Dual-Max®, E-Max®, Tornado Flush™, 1G®, and EcoPower® reduce water consumption in the use phase
- Energy efficiency programs optimize the firing process
- Modular packing methods increase the fill rate of a trailer, cutting down on the number of trips needed
- 100% of post-industrial ceramic waste is recycled

[See how we make it greener](#)

LCA results

LIFE CYCLE STAGE	PRODUCTION	CONSTRUCTION	USE	END OF LIFE
	(X) A1 Raw materials	(X) A4 Transportation/Delivery	(X) B1 Use	(X) C1 Deconstruction/Demolition
	(X) A2 Transportation	(X) A5 Construction/Installation	(X) B2 Maintenance	(X) C2 Transportation
	(X) A3 Manufacturing		(X) B3 Repair	(X) C3 Waste processing
			(X) B4 Replacement	(X) C4 Disposal
			(X) B5 Refurbishment	
			(X) B6 Operational energy use	
			(X) B7 Operational water use	
Information modules: Included (X) Excluded (MND)*				

SM Single Score

Impacts per flush valve	35.8 mPts	0.07 mPts	4,553 mPts	0.02 mPts
Materials or processes contributing >20% to total impacts in each life cycle stage	Bronze and zinc parts together with the printed wiring board in addition to manufacturing processes such as die casting and electroplating.	Transportation of the product to installation site or consumer and disposal of packaging.	Volume of water used during operation and the number of product replacements needed over the building's service life.	Transport to waste processing and disposal of material flows transported to a landfill.

TRACI v2.1 results per functional unit

LIFE CYCLE STAGE	PRODUCTION	CONSTRUCTION	USE	END OF LIFE	
Ecological damage					
Impact category	Unit				
Global warming	kg CO ₂ eq	1.02E+02	9.82E-01	5.82E+04	2.70E-01
Ozone depletion	kg CFC-11 eq	7.34E-06	2.44E-09	2.67E-03	3.22E-08
Acidification	kg SO ₂ eq	1.89E+00	4.10E-03	3.20E+02	2.18E-03
Eutrophication	kg N eq	1.16E+00	7.75E-04	4.73E+01	2.29E-04
Human health damage					
Impact category	Unit				
Smog	kg O ₃ eq	1.30E+01	1.19E-01	2.87E+03	5.82E-02
Respiratory effects	kg PM _{2.5} eq	2.47E-01	7.08E-05	2.30E+01	2.33E-04
Additional environmental information					
Impact category	Unit				
Carcinogenics	CTU _h	2.77E-06	9.25E-09	1.21E-03	2.51E-09
Non-carcinogenics	CTU _h	3.24E-04	8.65E-08	8.73E-03	1.78E-08
Ecotoxicity	CTU _e	5.25E+02	1.63E+00	2.60E+04	2.19E-01
Fossil fuel depletion	MJ surplus	5.85E+01	1.17E+00	3.52E+04	4.53E-01

References

LCA Background Report

LCA background report of TOTO Faucets, Flush Valves, and Residential Toilets, 2024; SimaPro Analyst 9.5; ecoinvent and USLCI databases; TRACI 2.1.

ISO 14025, "Sustainability in buildings and civil engineering works — Core rules for environmental product declarations of construction products and services"

ISO 21930:2017, "Sustainability in Building Construction — Environmental Declaration of Building Products" serves as the core PCR along with Sustainable Minds Part A.

SM Part A: LCA calculation rules and report requirements, version 2023

August, 2023. PCR review conducted by the Sustainable Minds TAB, tab@sustainableminds.com.

SM Part B: Commercial flushometer valves, v3.0

March, 2024. PCR review conducted by Hugues Imbeault-Tétreault, ing., M.Sc.A., Chair (Groupe AGÉCO) hugues.i-tetreault@groupeageco.ca; Rebe Feraldi, LCACP, CLAR (TranSustainable Enterprises, LLC); Rifat Karim (Sphera).

Download PDF SM Transparency Report/EPD

SM Transparency Reports (TR) are ISO 14025 Type III environmental declarations (EPD) that enable purchasers and users to compare the potential environmental performance of products on a life cycle basis. They are designed to present information transparently to make the limitations of comparability more understandable. Environmental declarations of products that conform to the same PCR and include the same life cycle stages, are made by different manufacturers, may not sufficiently align to support direct comparisons. They therefore cannot be used as comparative assertions unless the conditions as defined in ISO 14025 Section 6.7.2. 'Requirements for Comparability' are satisfied. In order to support comparative assertions, this EPD meets all comparability requirements stated in ISO 14025:2006. However, differences in certain assumptions, data quality, and variability between LCA data sets may still exist. Any EPD comparison must be carried out at the building level per ISO 21930 guidelines, use the same sub-category PCR where applicable, include all relevant information modules, be limited to EPDs applying a functional unit, and be based on equivalent scenarios with respect to the context of construction works. Some LCA impact categories and inventory items are still under development and can have high levels of uncertainty. To promote uniform guidance on the data collection, calculation, and reporting of results, the ACLCA methodology (ACLCA 2019) was used.

Rating systems

The intent is to reward project teams for selecting products from manufacturers who have verified improved life-cycle environmental performance.

LEED BD+C: New Construction | v4 - LEED v4

Building product disclosure and optimization

Environmental product declarations

- Industry-wide (generic) EPD ½ product
- Product-specific Type III EPD 1 product

LEED BD+C: New Construction | v4.1 - LEED v4.1

Building product disclosure and optimization

Environmental product declarations

- Industry-wide (generic) EPD 1 product
- Product-specific Type III EPD 1.5 products

Collaborative for High Performance Schools National Criteria

MW C5.1 – Environmental Product Declarations

- Third-party certified type III EPD 2 points

Green Globes for New Construction and Sustainable Interiors

Materials and resources

- NC 3.5.1.2 Path B: Prescriptive Path for Building Core and Shell
- NC 3.5.2.2 and SI 4.1.2 Path B: Prescriptive Path for Interior Fit-outs

BREEAM New Construction 2018

Mat 02 - Environmental impacts from construction products

Environmental Product Declarations (EPD)

- Industry-average EPD .5 points
- Multi-product specific EPD .75 points
- Product-specific EPD 1 point

SM Transparency Report (EPD)™ + Material Health Overview™

EPD	LCA
3rd-party reviewed	<input checked="" type="checkbox"/>
Transparency Report (EPD)	
3rd-party verified	<input checked="" type="checkbox"/>
Validity: 09/01/2024 – 08/31/2029 TOTO – 20240901 – 012	
MATERIAL HEALTH	Material evaluation
Self-declared	<input checked="" type="checkbox"/>

This environmental product declaration (EPD) was externally verified by Jack Geibig (Ecoform) on behalf of NSF according to ISO 14044; ISO 21930:2017; SM Part A: LCA calculation rules and report requirements, 2023; the reference PCR; and ISO 14025:2006.

Ecoform, LLC
11903 Black Road
Knoxville, TN 37932
(865) 850-1883
www.ecoform.com

NSF International
P.O. Box 130140, 789 N. Dixboro Road,
Ann Arbor, MI 48105, USA
www.nsf.org
734 769 8010



SUMMARY

Reference PCR
SM Part B: Commercial flushometer valves, v3.0

Regions; system boundaries
North America; Cradle-to-gate

Functional unit

One flushometer valve for single flush toilets in an average commercial environment over the estimated service life of the building of the building

LCA methodology; LCA software;
LCI database
TRACI 2.1; SimaPro Analyst 9.5; ecoinvent and USLCI databases

In accordance with ISO 14044 and the referenced PCR, the life cycle assessment was conducted by Sustainable Minds and critically reviewed by Jack Geibig (Ecoform) on behalf of NSF.

Public LCA

LCA background report of TOTO Faucets, Flush Valves, and Residential Toilets, 2024

TOTO USA

1155 Southern Road
Morrow, GA 30260
www.totousa.com

Contact us

EPD additional content

EcoPower® HE Toilet Flush Valve

LCA results & interpretation | EPD additional content | Material health

Data

Background This product-specific plant-specific declaration was created by collecting production data from the Vietnam location. All unit processes were modeled using primary data. Secondary data sources include those available inecoinvent and USLCI databases. Literature data was used to fill any data gaps to complete the inventory. In the manufacturing of the products, secondary materials such as scrap metals and metal bars used to hold the primary products in place were partially incorporated in the manufacturing of the primary products but were not considered due to a lack of background data in the LCA model.

Allocation Allocations of multi-input and multi-output processes follow a mass-based approach in the collected data, which is the most appropriate for the unit processes modeled. Allocation approaches in the background data follow the ecoinvent methodology. No co-product allocations were made in the model.

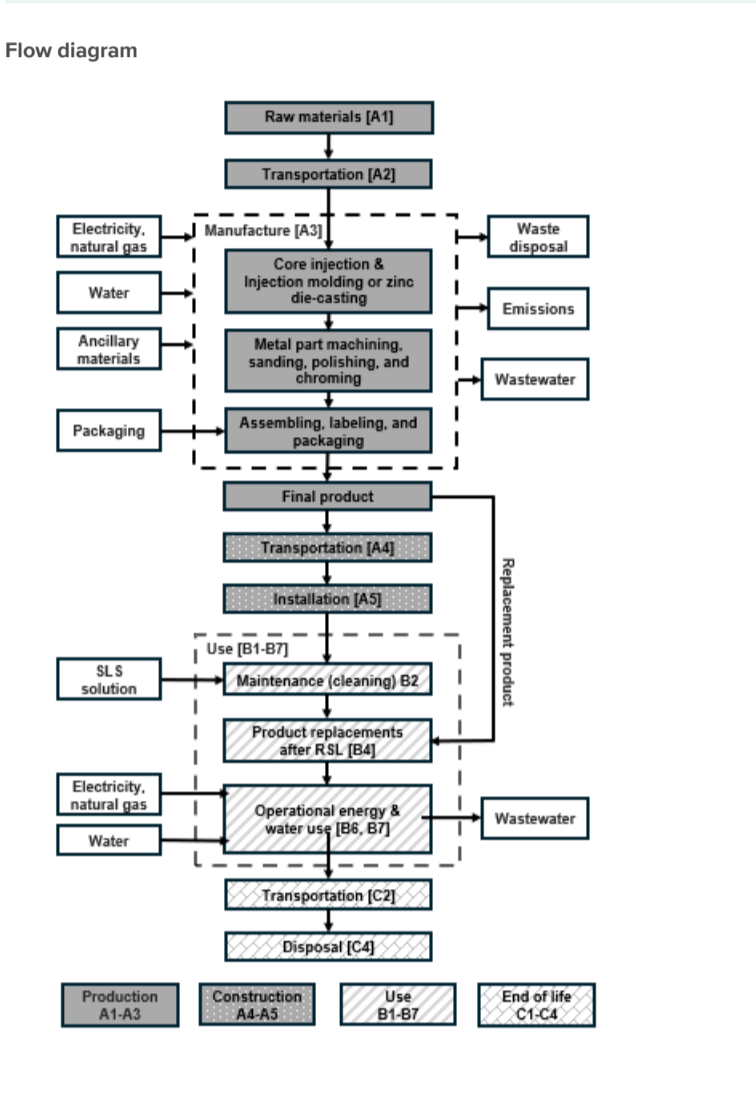
Cut-off criteria for the inclusion of mass and energy flows are 1% of renewable primary resource (energy) usage, 1% nonrenewable primary resource (energy) usage, 1% of the total mass input of that unit process, and 1% of environmental impacts. The total of neglected input flows per module does not exceed 5% of energy usage, mass, and environmental impacts. The only exceptions to these criteria are substances with hazardous and toxic properties, which must be listed even when the given process unit is under the cut-off criterion of 1% of the total mass.

Flush valves include a lithium-ion battery which contains 1, 2-Dimethoxyethane (CAS# 110-71-4), a substance added to the SVHC Candidate List per the EU REACH Regulation. Because the battery is sealed, 100% of this hazardous substance is confined in the battery. A check was performed to ensure that the completeness of the overall material use is >99.0wt% of the finished product after cut-off, including the flush valve and packaging materials.

Data sets contributing 5% or more to any environmental impact category

Data set name	Database name and version	Software type and version	Geography	Allocation method
Zinc, primary, at regional storage	US-EI 2.2	SimaPro Analyst 9.5	Vietnam	By mass
Die casting, zinc	US-EI 2.2	SimaPro Analyst 9.5	China	By mass
Tap water, at user	US-EI 2.2	SimaPro Analyst 9.5	United States	By mass
Electricity, low voltage, at grid, Vietnam	US-EI 2.2	SimaPro Analyst 9.5	Vietnam	By mass
Heat, natural gas, at boiler modulating <100KW	ecoinvent v3.10	SimaPro Analyst 9.5	Vietnam	By mass

Flow diagram



The reported values for all indicators in the below tables for B1, B5, and C1 are zero.

LCIA results, resource use, output and waste flows, and carbon emissions & removals per functional unit

Parameter	A1-A3	A4	A5	B2	B4	B6	B7	C2	C3	C4	Total
LCIA results											
Smog (kg O3 eq)	9.42E+00	1.15E-01	8.94E-04	3.95E-01	2.47E+03	2.93E+02	5.97E+01	7.85E-03	3.58E-02	3.26E-03	2.85E+03
Ozone depletion (kg CFC-11 eq)	3.25E-06	1.13E-09	1.16E-09	5.06E-07	2.28E-03	2.81E-04	5.72E-05	8.69E-11	3.03E-08	4.60E-09	2.63E-03
Eutrophication (kg N eq)	8.29E-01	2.54E-04	4.79E-04	5.07E-03	3.89E+01	3.82E+00	4.26E-01	1.77E-05	2.61E-04	6.39E-05	4.41E+01
Acidification (kg SO2 eq)	1.34E+00	3.92E-03	8.09E-05	4.57E-02	2.74E+02	3.46E+01	3.80E+00	2.73E-04	1.71E-03	2.68E-04	3.15E+02
Respiratory effects (kg PM2.5 eq)	1.88E-01	6.25E-05	6.37E-06	3.85E-03	1.96E+01	2.05E+00	5.55E-01	4.25E-06	2.31E-04	2.18E-05	2.25E+01
Global warming (kg CO2 eq)	7.92E+01	6.43E-01	3.10E-01	8.08E+00	5.04E+04	6.47E+03	1.00E+03	4.93E-02	2.30E-01	6.09E-02	5.81E+04
Additional environmental information											
Fossil fuel depletion (MJ surplus)	4.90E+01	1.14E+00	1.16E-02	2.23E+01	3.05E+04	3.84E+03	9.10E+02	8.70E-02	3.17E-01	4.52E-02	3.51E+04
Ecotoxicity (CTUe)	3.36E+02	1.58E+00	7.59E-03	3.85E+00	2.11E+04	1.77E+03	8.35E+02	1.21E-01	3.51E-01	2.95E-02	2.41E+04
Carcinogenics (CTUh)	5.29E-06	8.88E-09	1.48E-10	1.60E-07	1.07E-03	9.26E-05	6.29E-05	6.81E-10	4.70E-09	3.74E-10	1.24E-03
Non carcinogenics (CTUh)	1.36E-04	8.29E-08	1.52E-09	1.58E-06	5.79E-03	3.80E-04	2.55E-04	6.36E-09	2.51E-07	3.60E-09	6.57E-03
Resource use indicators											
Renewable primary energy used as energy carrier (fuel) (MJ, LHV)	-4.10E+01	-1.38E+01	-1.38E+01	9.55E-01	5.03E+04	4.86E+03	3.02E+03	-1.22E+01	-3.11E+01	-1.38E+01	-6.85E+01
Renewable primary resources with energy content used as material (MJ, LHV)	1.28E+02	1.38E+01	1.38E+01	1.38E+01	3.41E+02	0.00E+00	0.00E+00	1.22E+01	3.17E+01	1.38E+01	1.56E+02
Total use of renewable primary resources with energy content (MJ, LHV)	8.73E+01	1.84E-02	2.56E-03	1.47E+01	5.06E+04	4.86E+03	3.02E+03	1.41E-03	6.30E-01	1.19E-02	8.74E+01
Non-renewable primary resources used as an energy carrier (fuel) (MJ, LHV)	8.12E+02	7.17E+00	-1.36E+00	2.03E+02	7.82E+05	1.06E+05	1.19E+04	-8.21E-01	3.25E+00	-9.86E-01	8.18E+02
Non-renewable primary resources with energy content used as material (MJ, LHV)	7.65E+00	1.49E+00	1.49E+00	1.49E+00	2.26E+01	0.00E+00	0.00E+00	1.49E+00	0.00E+00	1.49E+00	1.06E+01
Total use of non-renewable primary resources with energy content (MJ, LHV)	8.20E+02	8.66E+00	1.25E-01	2.05E+02	7.82E+05	1.06E+05	1.19E+04	6.64E-01	3.25E+00	4.99E-01	8.29E+02
Secondary materials (kg)	0	0	0	0.00E+00	0.00E+00	0.00E+00	0.00E+00	0.00E+00	0.00E+00	0.00E+00	0.00E+00
Renewable secondary fuels (MJ, LHV)	0	0	0	0.00E+00	0.00E+00	0.00E+00	0.00E+00	0.00E+00	0.00E+00	0.00E+00	0.00E+00
Non-renewable secondary fuels (MJ, LHV)	0	0	0	0.00E+00	0.00E+00	0.00E+00	0.00E+00	0.00E+00	0.00E+00	0.00E+00	0.00E+00
Recovered energy (MJ, LHV)	0	0	0	0.00E+00	0.00E+00	0.00E+00	0.00E+00	0.00E+00	0.00E+00	0.00E+00	0.00E+00
Use of net fresh water resources (m3)	2.08E-04	7.60E-04	1.04E-02	1.70E-04	2.36E-02	1.10E-02	1.09E-02	5.83E-05	1.52E-02	1.04E-03	1.14E-02
Abiotic depletion potential, fossil (MJ)	7.99E+02	8.54E+00	1.10E-01	1.89E+02	5.67E+05	1.34E+04	7.48E+04	6.55E-01	2.97E+00	4.35E-01	8.08E+02
Output flows and waste category indicators											
Hazardous waste disposed (kg)	3.38E-03	0	0	0	0	0	0	0	0.034	0.034	3.38E-03
Non-hazardous waste disposed (kg)	2.99E+01	1.20E+00	1.43E+00	2.93E+01	9.35E+01	0.00E+00	0.00E+00	5.40E-01	0.00E+00	0.00E+00	3.26E+01
High-level radioactive waste, conditioned, to final repository (kg)	1.95E-03	1.68E-06	2.36E-07	7.76E-04	3.27E+00	4.35E-01	7.73E-02	1.29E-07	7.22E-05	1.35E-06	1.95E-03
Intermediate- and low-level radioactive waste, conditioned, to final repository (kg)	1.99E-06	1.61E-08	2.06E-09	1.80E-06	2.95E-02	4.22E-03	2.75E-04	1.24E-09	1.04E-07	8.67E-09	2.01E-06
Components for re-use (kg)	0	0	0	0	0	0	0	0	0	0	0
Materials for recycling (kg)	0	0	0	2.93E+01	6.22E+01	0.00E+00	0.00E+00	4.08E+00	4.08E+00	4.08E+00	0.00E+00
Materials for energy recovery (kg)	0	0	0	0	0	0	0	0	0	0	0
Exported energy (MJ, LHV)	0	0	0	0	0	0	0	0	0	0	0
Carbon emissions and removals											
Biogenic Carbon Removal from Product (kg CO2)	0	0	0	0	0	0	0	0	0	0	0
Biogenic Carbon Emission from Product (kg CO2)	0	0	0	0.00E+00	0.00E+00	0	0	0	0	0	0
Biogenic Carbon Removal from Packaging (kg CO2)	8.20E-01	0	0	0.00E+00	1.23E+00	0	0	0	0	0	8.20E-01
Biogenic Carbon Emission from Packaging (kg CO2)	0	0	8.20E-01	0.00E+00	1.23E+00	0	0	0	0	0	8.20E-01
Biogenic Carbon Emission from Combustion of Waste from Renewable Sources Used in Production Processes (kg CO2)	0	0	0	0	0	0	0	0	0	0	0
Calcination Carbon Emissions (kg CO2)	0	0	0	0.00E+00	0.00E+00	0	0	0	0	0	0
Carbonation Carbon Removals (kg CO2)	0	0	0	0	0	0	0	0	0	0	0
Carbon Emissions from Combustion of Waste from Renewable and Non-Renewable Sources used in Production Processes (kg CO2)	0	0	0	0	0	0	0	0	0	0	0

EPD LCA

3rd-party reviewed 

Transparency Report (EPD)

3rd-party verified 

Validity: 09/01/2024 – 08/31/2029
TOTO – 20240901 – 012

MATERIAL HEALTH Material
evaluation

Self-declared 

This environmental product declaration (EPD) was externally verified by Jack Geibig (Ecoform) on behalf of NSF according to ISO 14044; ISO 21930:2017; SM Part A: LCA calculation rules and report requirements, 2023; the reference PCR; and ISO 14025:2006.

Ecoform, LLC

11903 Black Road
Knoxville, TN 37932
(865) 850-1883
www.ecoform.com

NSF International

P.O Box 130140, 789 N.Dixboro Road,
Ann Arbor, MI 48105, USA
www.nsf.org
734 769 8010



Certified
Environmental
Product Declaration

www.nsf.org

SUMMARY

Reference PCR

SM Part B: Commercial flushometer valves, v3.0

Regions; system boundaries

North America; Cradle-to-grave

Functional unit

One flushometer valve for single flush toilets in an average commercial environment over the estimated service life of the building of the building

LCIA methodology; LCA software; LCI database

TRACI 2.1; SimaPro Analyst 9.5; ecoinvent and USLCI databases

In accordance with ISO 14044 and the referenced PCR, the life cycle assessment was conducted by Sustainable Minds and critically reviewed by Jack Geibig (Ecoform) on behalf of NSF.

Public LCA

LCA background report of TOTO Faucets, Flush Valves, and Residential Toilets, 2024

TOTO USA

1155 Southern Road
Morrow, GA 30260
www.totousa.com

Contact us

LCA & material health results & interpretation

EcoPower® HE Toilet Flush Valve

LCA results & interpretation

EPD additional content

Material health

Evaluation programs

Declare

Declare labels are issued to products disclosing ingredient inventory, sourcing, and end of life options. Declare labels are based on the Manufacturers Guide to Declare, administered by the International Living Future Institute.

How it works

Material ingredients are inventoried and screened against the [Living Building Challenge](#) (LBC) Red List which represents the 'worst in class' materials, chemicals, and elements known to pose serious risks to human health and the greater ecosystem.

The Declare product database and label are used to select products that meet the Living Building Challenge's stringent materials requirements, streamlining the materials specification and certification process.

Assessment scope and results

Declare™

Inventory threshold: 100 ppm

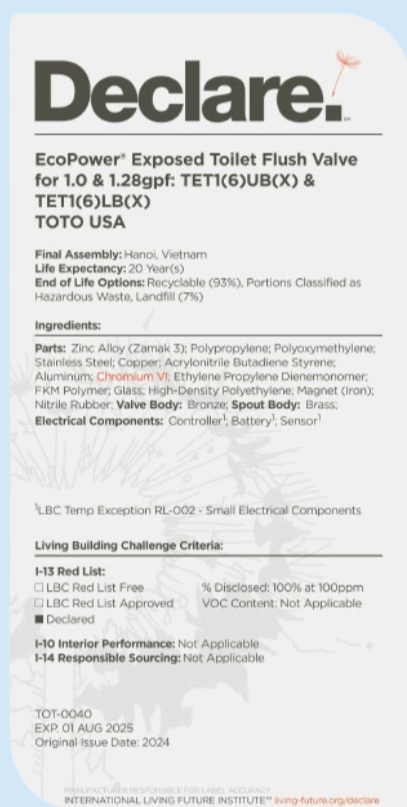
Declare level:

The Declare product database and label are used to select products that meet the LBC's stringent materials requirements, streamlining the materials specification and certification process.

- LBC Red List Free [?]
- LBC Red List Approved [?]
- Declared [?]

Click the label to see the full declaration.

● EcoPower® HE Toilet Flush Valve



References

Declare

TOTO USA, Declare label for EcoPower® Exposed Flush Valve for 1.0 & 1.28gpf Toilet

Manufacturer's Guide to Declare

A comprehensive guide providing information about the program, the assessment methodology, how to submit material data to obtain a Declare label and how they are used to meet the Health & Happiness and Materials Petals of the Living Building Challenge.

What's in this product and why

Declare level

'Living Building Challenge Compliant' is achieved when the product contains Red List ingredients that have been given a temporary exception by the Living Building Challenge due to current market limitations.

What's in the product and why

The electronics used for flush valve operation include circuit board components. The controller, battery, and sensor allow for a self-powered hydroelectric flush valve system while also maintaining a true mechanical flush override. The electronic components are contained within the flush valve body and do not represent any hazards to the user.

The TOTO facility in which the valve is manufactured is ISO 14001 certified.

This means that the facility has implemented an environmental management system as part of TOTO's commitment to the health of the environment.

Where it goes at the end of its life

TOTO encourages consumers to recycle their used lavatory and lavatory parts. Contact your local municipality for recycling programs.

How we're making it healthier

The EcoPower technology enables the flush valve to operate off the energy grid and requires no routine battery replacement. This technology helps to reduce pollution and hazardous waste, thereby mitigating human health impacts.

[See how we make it greener](#)

Rating systems

LEED BD+C: New Construction | v4 - LEED v4

Building product disclosure and optimization

Material Ingredients

Credit value options 1 product each

1. Reporting 2. Optimization 3. Supply Chain Optimization

LEED BD+C: New Construction | v4.1 - LEED v4.1

Materials and resources

Material Ingredients

Credit value options 1 product each

1. Reporting 2. Optimization 3. Supply Chain Optimization

Living Building Challenge

Materials petals imperatives

10. Red List Free 12. Responsible Industry 13. Living Economy Sourcing

WELL Building Standard®

Air and Mind Features

- X07 Materials Transparency

- X08 Materials Optimization

Collaborative for High Performance Schools National Criteria

EQ C7.1 Material Health Disclosures

- Performance Approach 2 points

- Prescriptive Approach 2 points

SM Transparency Report (EPD)™ + Material Health Overview™

EPD LCA

3rd-party reviewed NSF

Transparency Report (EPD)

3rd-party verified NSF

Validity: 09/01/2024 – 08/31/2029
TOTO – 20240901 – 012

MATERIAL HEALTH Material evaluation

Self-declared

This environmental product declaration (EPD) was externally verified by Jack Geibig (Ecoform) on behalf of NSF according to ISO 14044; ISO 21930:2017; SM Part A: LCA calculation rules and report requirements, 2023; the reference PCR; and ISO 14025:2006.

Ecoform, LLC
11903 Black Road
Knoxville, TN 37932
(865) 850-1883
www.ecoform.com

NSF International
P.O. Box 130140, 789 N.Dixboro Road,
Ann Arbor, MI 48105, USA
www.nsf.org
734 769 8010



SUMMARY

Reference PCR

SM Part B: Commercial flushometer valves, v3.0

Regions; system boundaries
North America; Cradle-to-grave

Functional unit
One flushometer valve for single flush toilets in an average commercial environment over the estimated service life of the building of the building

LCIA methodology; LCA software; LCI database
TRACI 2.1; SimaPro Analyst 9.5; Incoincident and USLCI databases

In accordance with ISO 14044 and the referenced PCR, the life cycle assessment was conducted by Sustainable Minds and critically reviewed by Jack Geibig (Ecoform) on behalf of NSF.

Public LCA

LCA background report of TOTO Faucets, Flush Valves, and Residential Toilets, 2024

TOTO USA
1155 Southern Road
Morrow, GA 30260
www.totousa.com

Contact us

How we make it greener

EcoPower® HE Toilet Flush Valve

Expand all

CONSTRUCTION

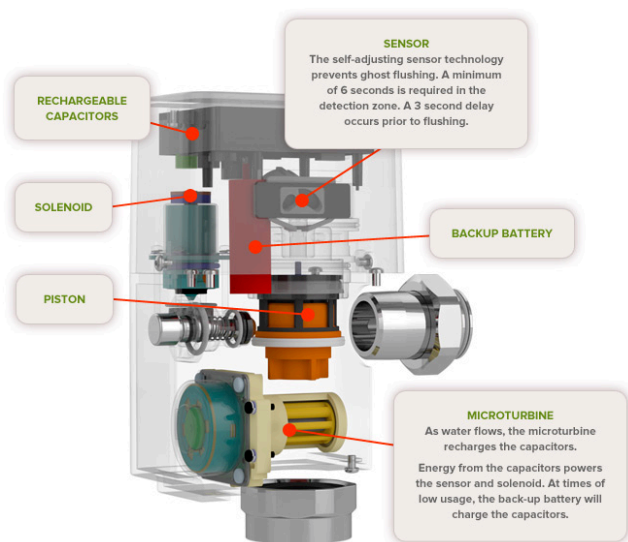


TOTO participates in the UPS Carbon Neutral program. TOTO is a certified SmartWay® Transport Partner.

USE



TOTO's EcoPower® Toilet Flush Valves feature the highly regarded EcoPower technology. Engineered to reduce environmental impacts, TOTO's EcoPower products offer water and energy savings without sacrificing performance. Below are some of the features of TOTO's EcoPower technology.



SENSOR:


Ensuring that water flows only when needed, the self-adjusting EcoPower sensor eliminates "ghost" flushing that wastes water. A minimum of six seconds in front of the sensor is required to get its acknowledgement, and a three second flush delay after stepping away from the sensing zone prevents excessive flushing.

MICROTURBINE:

TOTO's EcoPower technology enables the product to operate 100% off grid. As water flows, the microturbine recharges capacitors for the sensor and solenoid. Less reliance on the back-up battery results in much less battery waste.

SOLENOID AND PISTON:

The piston and solenoid mechanism, a marked improvement over traditional rubber diaphragm type valves, maintains consistent flush volume under a range of supply pressures.



Using the same proven engineering as our legendary EcoPower TET1GA, the TET1(6)LB(X) high-efficiency toilet flush valve reinforces TOTO's performance reputation while offering an additional water savings.



Metal and electronic parts can be recycled at the end of life.

SM Transparency Report (EPD)™ + Material Health Overview™

EPD LCA
3rd-party reviewed Transparency Report (EPD)

3rd-party verified

Validity: 09/01/2024 – 08/31/2029
TOTO – 20240901 – 012

MATERIAL HEALTH Material evaluation
Self-declared

This environmental product declaration (EPD) was externally verified by Jack Geibig (Ecoform) on behalf of NSF according to ISO 14044; ISO 21930:2017; SM Part A: LCA calculation rules and report requirements, 2023; the reference PCR; and ISO 14025:2006.

Ecoform, LLC
11903 Black Road
Knoxville, TN 37932
(865) 850-1883
www.ecoform.com

NSF International
P.O. Box 130140, 789 N. Dixboro Road,
Ann Arbor, MI 48105, USA
www.nsf.org
734 769 8010



SUMMARY

Reference PCR
SM Part B: Commercial flushometer valves, v3.0

Regions; system boundaries
North America; Cradle-to-grave

Functional unit
One flushometer valve for single flush toilets in an average commercial environment over the estimated service life of the building of the building

LCIA methodology; LCA software; LCI database
TRACI 2.1; SimaPro Analyst 9.5; ecoinvent and USLCI databases

In accordance with ISO 14044 and the referenced PCR, the life cycle assessment was conducted by Sustainable Minds and critically reviewed by Jack Geibig (Ecoform) on behalf of NSF.

Public LCA
LCA background report of TOTO Faucets, Flush Valves, and Residential Toilets, 2024

TOTO USA
1155 Southern Road
Morrow, GA 30260
www.totousa.com

Contact us